



BELL POTTER

UNEARTHED CONFERENCE 2023

6 February 2023

WWW.MATRIXENGINEERED.COM



DISCLAIMER

Important information: The following notice and disclaimer applies to this investor presentation issued by Matrix Composites & Engineering Ltd (the **Company**). You are advised to read these disclaimers carefully before reading or making any other use of this presentation or information contained in this presentation. By attending or otherwise accessing this presentation, you represent and warrant that you are entitled to receive this Presentation in accordance with its terms and the restrictions set out herein and agree to the limitations contained within.

Reliance on third party information: The information and views expressed in this presentation were prepared by the Company and may contain information that has been derived from publicly available sources that have not been independently verified. No representation or warranty is made as to the accuracy, completeness or reliability of any public, third party or market information.

Presentation is a summary only: This presentation is information in a summary form only and does not purport to be complete. It should be read in conjunction with the Company's 2022 Full Year Accounts and all other periodic and continuous disclosure lodged by the Company with the ASX, which is available at www.asx.com.au. Any information or opinions expressed in this presentation are subject to change without notice. Reliance should not be placed on information or opinions contained in this presentation and, subject only to any legal obligation to do so, the Company will not update or keep current the information contained within this presentation.

Not investment advice: This presentation is not intended and should not be considered to be the giving of investment advice by the Company or any of its shareholders, directors, officers, agents, employees or advisers. The information provided in this presentation has been prepared without taking into account the recipient's investment objectives, financial circumstances or particular needs. Each party to whom this presentation is made available must make its own independent assessment of the Company after making such investigations and taking such advice as may be deemed necessary.

No offer of securities: Nothing in this presentation should be construed as either an offer to sell or a solicitation of an offer to buy or sell Company securities in any jurisdiction. In particular this presentation does not include an offer to, and is not for publication or distribution in, the United States of America and its territories or possessions, including to any US person within the meaning of Regulation S of the United States *Securities Act of 1933*.

Forward looking statements: This presentation may include forward-looking statements. Although the Company believes the expectations expressed in such forward-looking statements are based on reasonable assumptions, these statements are not guarantees or predictions of future performance, and involve both known and unknown risks, uncertainties and other factors, many of which are beyond the Company's control. As a result, actual results or developments may differ materially from those expressed in the statements contained in this presentation. Investors are cautioned that statements contained in the presentation are not guarantees or projections of future performance and actual results or developments may differ materially from those projected in forward-looking statements.

Investment risk: An investment in Matrix shares is subject to known risks, and also unknown risks, any of which are beyond the control of the Company. These risks include, among others, counterparty contractual compliance, currency fluctuations, economic and financial market conditions in various territories and regions, environmental risks and legislative, fiscal or regulatory developments, political risks, project delay or advancement, approvals and cost estimates. The Company does not guarantee any particular rate of return or performance of the Company.

No liability: To the maximum extent permitted by law, neither the Company nor its related bodies corporate, directors, employees or agents, nor any other person, accepts any liability, including without limitation any liability arising from fault or negligence, for any direct, indirect or consequential loss arising from the use of this presentation or its contents or otherwise arising in connection with it

THE POWER OF ADVANCED MATERIALS **OUR BUSINESS**

Matrix Composites & Engineering designs, engineers and manufactures composite and advanced materials to:

- Deliver **subsea buoyancy solutions** to the world
- Support growth of the **renewable energy** sector
- Protect key infrastructure with **corrosion resistant coatings**
- Deliver alternative high tech **advanced materials technologies**



STRONGER • LIGHTER • SMARTER


THE POWER OF ADVANCED MATERIALS

SYNTACTIC FOAM. OUR SPECIALITY.

WORLD'S LARGEST MANUFACTURER OF SYNTACTIC FOAM

- Advanced material made of hollow carbon fibre spheres bound together
- Forms a structure which is super light and super strong
- Varying shapes and sizes
- Non corrosive and long lasting
- Alternative to traditional materials including steel, concrete and wood


STRONGER | LIGHTER | SMARTER



SYNTACTIC FOAM WHAT IS IT USED FOR?

Core product in our traditional markets

- Matrix has delivered > \$1B of syntactic foam products
- Superior performance to steel



Baker Hughes

ExxonMobil

NOV

NOBLE
100th ANNIVERSARY

SAIPEM

MCDERMOTT

PETROBRAS

CNOOC Limited

Santos

Woodside

Transocean

subsea 7

Chevron

Technip

DIAMOND
OFFSHORE

Shell

VALARIS


Note: None of the Company's key clients illustrated above have endorsed or made any statement in this presentation.

SYNTACTIC FOAM WHAT IS IT USED FOR?

EXPANDING ENERGY AND DEFENCE MARKETS

- Replacing steel and concrete
- Market potential > \$1 billion
 - 28.7 GW of new floating wind capacity will be added between 2022 and 2031*
 - > 50 hydrogen projects Australia wide**
 - >1,000 AUV/UUVs for the Royal Australian Navy

Data courtesy of: *GWEC Market Intelligence; **AEMC



ENERGY | DEFENCE

COMPANY OVERVIEW

Share Price Performance (Last 12 Months)



Board & Management

Peter Hood	Non-Executive Chairman
Aaron Begley	Managing Director & CEO
Steven Cole	Non-Executive Director
Craig Duncan	Non-Executive Director
Chris Sutherland	Non-Executive Director
Brendan Cocks	Chief Financial Officer

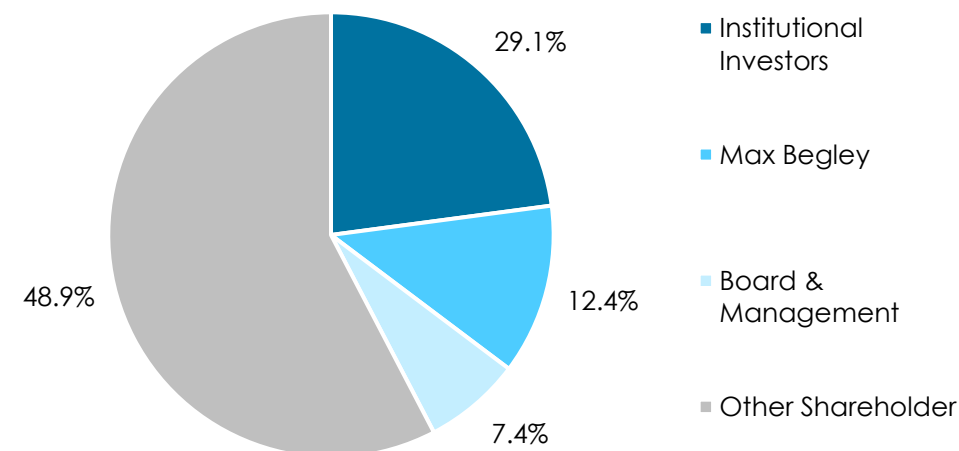
1. As at 31 Dec 23

2. As at 31 Dec 22, \$3.6m restricted cash (security over Henderson facility)

Capital Structure

ASX Ticker	MCE
Share Price (03 Feb 23)	\$0.275
Shares on Issue ¹	146.1m
Market Capitalisation ¹	\$40.2m
Cash ²	\$10.5m
Convertible Note Debt	\$7.5m
Enterprise Value	\$37m

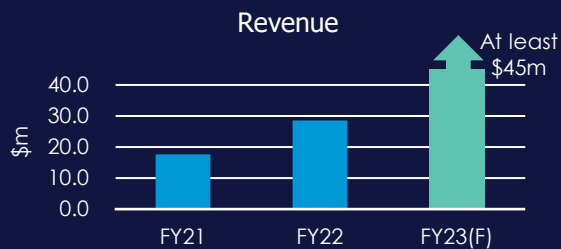
Shareholder Breakdown



MATRIX GROWTH OUTLOOK



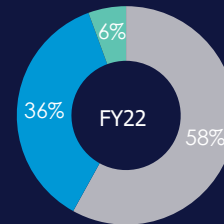
SET FOR STRONG GROWTH



- Rebounding traditional energy market, growing corrosion technologies and advanced materials
- Return to positive EBITDA forecast for 2H FY23
- Focused financial management with cash on hand \$10.5m (FY21: \$7.2m) post \$7.5m convertible note raise in Dec 22

- Increasing diversification and sustainable revenue streams

- Subsea Buoyancy
- Corrosion Technology
- Advanced Materials



- Subsea buoyancy up 51% on FY21
- Corrosion technologies 81% growth from FY21
- Key environmental accreditation with ISO 14001 certification

- Significant revenue growth in FY23 underpinned by secured orders, 2H to more than double 1H

- Considerable growth expected to continue in FY24 backed by recent \$44m SURF order

- Increasing activity in offshore oil & gas markets, circa \$80m drilling riser buoyancy and SURF contracts awarded 2H 22

- Corrosion Technologies business pillar is increasing Matrix's exposure to stable, recurring revenue streams

- Advanced materials business broadening into renewables

- Offshore floating wind on radar ~\$50m of recent quotes

THREE BUSINESS PILLARS

CORE TRADITIONAL



SUBSEA

SURF, deep water drilling and well construction. Energy transition opportunity with floating offshore wind

EMERGING



CORROSION TECHNOLOGIES

Growing anti corrosion coating, application equipment and technical services



ADVANCED MATERIALS

High tech composite material solutions for Renewables / Defence / Resources

CONTINUED TO LEVERAGE OUR MATERIALS SCIENCE & ADVANCED MANUFACTURING CAPABILITIES TO BUILD REVENUE ACROSS TRADITIONAL AND THE EXPANDING ENERGY, RESOURCES AND DEFENCE SECTORS

OPERATIONAL STRUCTURE ESTABLISHED TO UNDERPIN LONG-TERM SUSTAINABLE GROWTH ACROSS ALL BUSINESS PILLARS



APPLICATIONS ACROSS OIL & GAS AND RENEWABLES

SUBSEA

To Update

FOCUS

- Buoyancy (syntactic foam) for:
 - Deepwater drilling
 - Subsea umbilicals, risers and flowlines (SURF)
 - Offshore floating wind turbines and infrastructure
- Matrix LGS VIV and drag reduction buoyancy system

MOMENTUM IS BUILDING

- Circa \$80m worth of contracts awarded in 2H 22 (FY23, FY24 projects) – largest order book since 2016
- Increasing market share in SURF market using same processes and capacity as drilling riser buoyancy
 - Recently awarded API17L accreditation
 - Positive qualification status with most major SURF contractors
- New opportunities for floating offshore wind

OUR GROWING QUOTATION PIPELINE



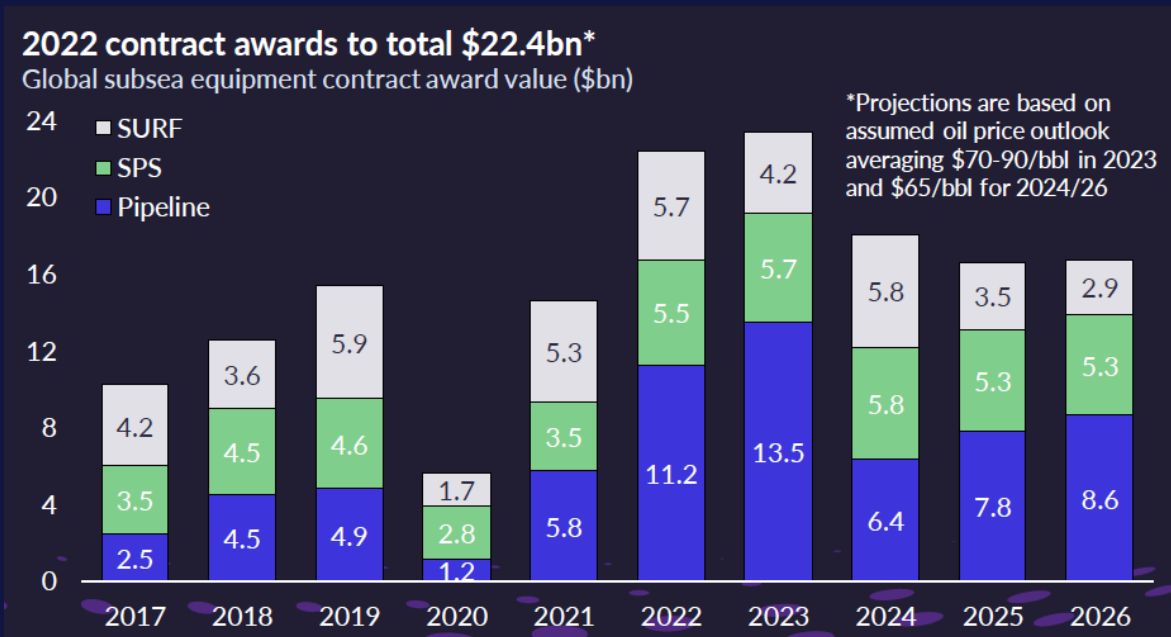
- Bid to Contract opportunities remain strong. Opportunities expected to be decided during next 6 months
- Includes floating wind bids of ~\$50m
- International projects: Petrobras deep water developments; Exxon South America; West Africa Deepwater



APPLICATIONS ACROSS OIL & GAS AND RENEWABLES

SUBSEA

GLOBAL SUBSEA SPEND



Source: Westwood Analysis – SubseaLogix

- Global activity in SURF reflected in recent significant award win, with growing pipeline of opportunities and outstanding quotes.
- Matrix has improved its industry qualification status.
 - Now on approved vendor list for most large EPIC contractors.
 - Received API17L industry qualifications (one of 3 international vendors).
- Revenue and market share expected to grow over coming years.
- Strong lead indicators as global rig utilisation and day rates pick up

SYNTACTIC FOAM: THE FUTURE


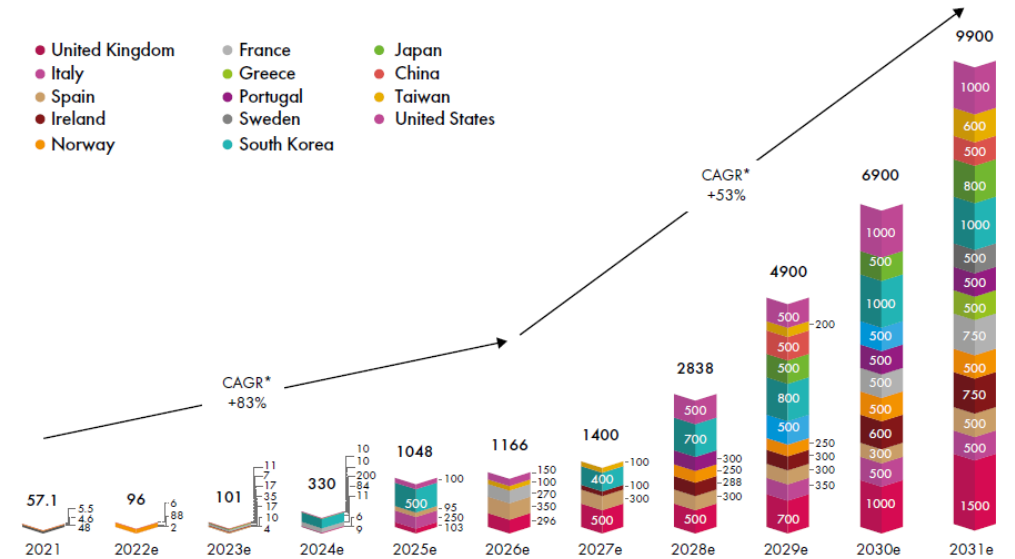
FLOATING OFFSHORE WIND

SUPPORTING ENERGY TRANSITION

- 28.7 GW of new floating wind capacity will be added between 2022 and 2031*
- Predicted to grow to > 264 GW in 2050**
- Growth in regional markets – Japan, Korea and Australia



New floating wind installations, Global (MW)



POWER CABLE BUOYANCY



MOORING BUOYANCY



LARGE STRUCTURES

Data courtesy of: *GWEC Market Intelligence: ** DNV



STRONGER • LIGHTER • SMARTER

CORROSION TECHNOLOGIES

LOCAL RESOURCES SECTOR

- LNG
- Brownfield developments
- Operational maintenance

KEY CLIENTS



Santos



TECHNOLOGY SOLUTIONS

- Humidur® coatings
- Composite repairs
- Equipment
- Rotolining: Thermoplastic lining





STRONGER • LIGHTER • SMARTER

ADVANCED MATERIALS

LOCAL RESOURCES SECTOR

- Iron ore, LNG, Gold
- Hydrogen, Renewables

KEY CLIENTS

FORTESCUE
FUTURE
INDUSTRIES



RioTinto

- Active discussions with other major resource companies

TECHNOLOGY SOLUTIONS

- Steel replacement and advanced composite applications for
 - Mining – ore handling, extraction, processing
 - Renewable energy – high pressure green hydrogen systems, solar applications



STRONG GROWTH OUTLOOK

- FY23 advancing with challenging COVID-19 induced period in rear view, and larger, more diversified pipeline of work evident
- Increasing activity in subsea markets, ~\$80m in recent drilling riser buoyancy, SURF contracts
- Floating wind opportunities being pursued – recent quotes total ~ \$50m
- Corrosion Technologies business growing, increasing Matrix’s exposure to stable, recurring revenue streams
- Advanced materials business enhancing diversification in energy, resources and broadening into clean energy renewables
- **Significant revenue growth locked in for FY23, with year-to-date revenue and secured orders currently at ~\$45m (FY22: \$28.6m), further orders being pursued**
- **Further revenue growth expected in FY24 underpinned by recent ~\$44m SURF order to commence manufacture Q1 FY24, and strong quotation pipeline**





CONTACT

Aaron Begley
Chief Executive Officer
T +61 8 9412 1200
E: aaron.begley@matrixengineered.com

Brendan Cocks
Chief Financial Officer
T +61 8 9412 1200
E: brendan.cocks@matrixengineered.com

WWW.MATRIXENGINEERED.COM

