

Grains Focus

Monthly update on the Australian grains market



Dec 2021.

ASX EC PRICE (Jan22 EXPIRY) AND AGGREGATE TRADED VOLUME (Monthly)



Source:Bloomberg

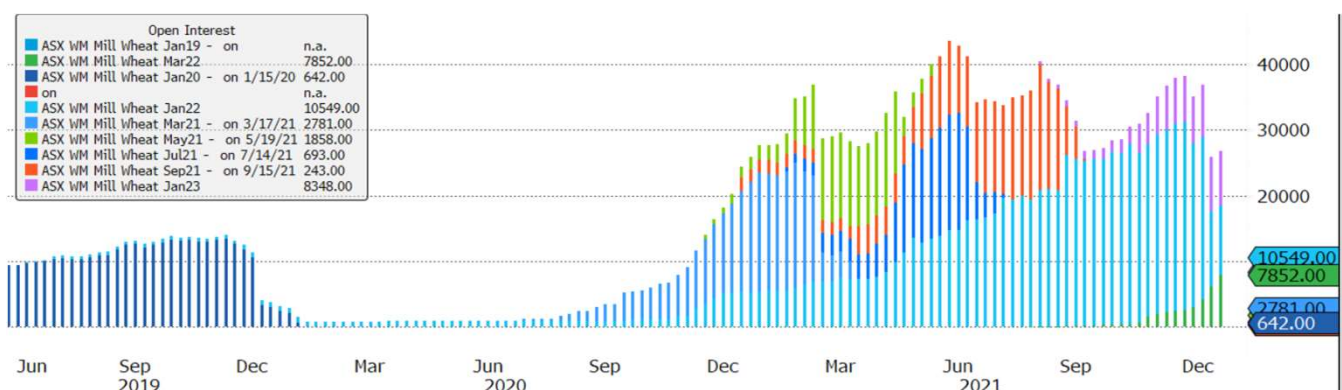
Start Date 20211201
End Date 20211231

SHORT_NAME	QUOTE_UNITS	FUT_MONTH_YR	1M OPEN	1M HIGH	1M LOW	1M CLOSE	Chg	%Chng	OPEN_INT
ASX WM Mill Wheat Jan22	AUD/MT	JAN 22	425.00	425	355	360	-65.00	-15.294	10549
ASX WM Mill Wheat Mar22	AUD/MT	MAR 22	414.00	420	360	364	-50.00	-12.077	7852
ASX WA Mill Wheat Mar22	AUD/MT	MAR 22	360.00	360	360	360	0.00	0.000	0
FEED BARLEY FUT Jan22	AUD/MT	JAN 22	279.00	279	227	228	-51.00	-18.280	741
FEED BARLEY FUT Mar22	AUD/MT	MAR 22	281.00	281	235	235	-46.00	-16.370	400
FEED BARLEY FUT Jan23	AUD/MT	JAN 23	284.00	290	256.5	262.5	-21.50	-7.570	210
WHEAT FUTURE(CBT) Mar22	USd/bu.	MAR 22	791.75	824	751	781	-10.75	-1.358	170376
KC HRW WHEAT FUT Mar22	USd/bu.	MAR 22	824.25	871	781	814.5	-9.75	-1.183	118604
RED WHEAT FUT MGE Mar22	USd/bu.	MAR 22	1014.50	1047.5	987.75	990.5	-24.00	-2.366	44885
MILL WHEAT EURO Mar22	EUR/MT	MAR 22	287.75	296.25	272.25	280	-7.75	-2.693	169014
CORN FUTURE Mar22	USd/bu.	MAR 22	568.75	617.75	567.25	597	28.25	4.967	753467
SOYBEAN FUTURE Jan22	USd/bu.	JAN 22	1222.00	1375.75	1216.25	1331.5	109.50	8.961	12770
AUD-USD X-RATE		Spot	0.7127	0.7256	0.7001	0.7366	0.02	3.353	

Source:Bloomberg

OPEN INTEREST SUMMARY

ASX EAST COAST WHEAT OPEN INTEREST (Weekly)



Source:Bloomberg

SHORT_NAME	OI beginning	OI ending	Monthly Chg	% Chg
ASX WM Mill Wheat Jan22	28303	10549	-17754	-62.73
ASX WM Mill Wheat Mar22	2473	7852	5379	217.51
ASX WM Mill Wheat Jan23	7094	8348	1254	17.68
ASX WM Mill Wheat Jan24	0	25	25	100.00
	0	0	0	0.00

Source:Bloomberg

ASX EC AGGREGATE OPEN INTEREST (Monthly)



Source:Bloomberg

ASX BARLEY

SHORT_NAME	OPEN_INT
FEED BARLEY FUT Nov21	0
FEED BARLEY FUT Jan22	741
FEED BARLEY FUT Mar22	400
FEED BARLEY FUT Jan23	210

Source:Bloomberg

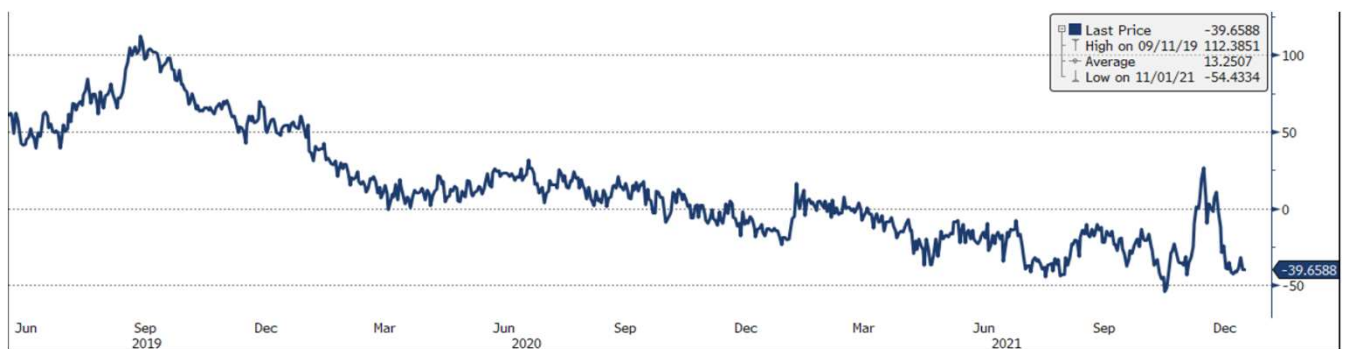
ASX BARLEY AGGREGATE OPEN INTEREST (Monthly)



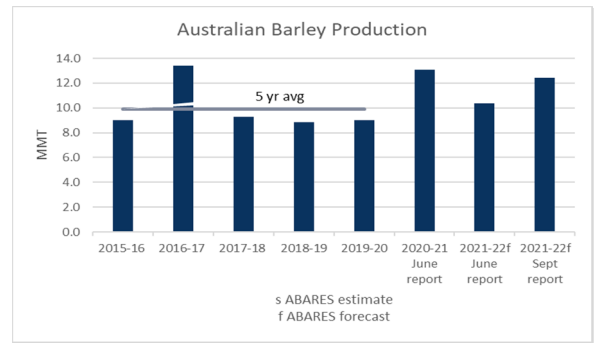
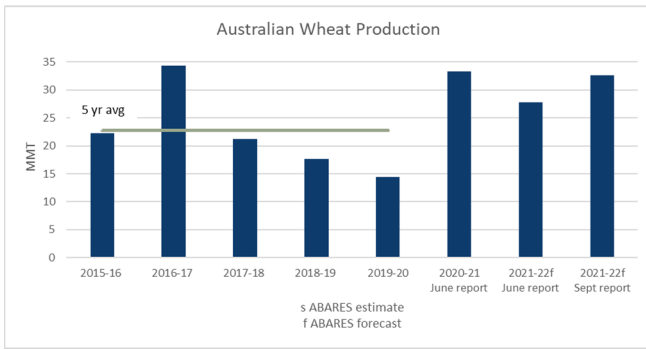
ASX GRAIN SPREAD

Historically global grain markets are closely correlated, recently ASX Wheat prices have risen whilst other markets remained level.

ASX JAN WHEAT minus CBOT DEC WHEAT (AUD/MT)





Source:Bloomberg



Source: ABARES 2015 , Australian crop report, Australian Bureau of Agricultural and Resource Economics and Services, Canberra, December, CC by 3.0 licensed under a Creative Commons Attribution 3.0 Australia License available from <http://creativecommons.org/licenses/by/3.0/au/legalcode>

Further Information

Email grainfutures@asx.com.au
 Visit asx.com.au/grainfutures
 Live Market Prices asxgrains.com.au

 Follow us @ASX
 Follow us on LinkedIn

This document provides general information only and may be subject to change at any time without notice. ASX Pty Limited ABN 42 004 523 782. All rights reserved 2020. Operations Pty Limited (ABN 42 004 523 782) and its related bodies corporate ('ASX') make no representation or warranty with respect to the accuracy, reliability or completeness of this information. To the extent permitted by law, ASX and its employees, officers and contractors shall not be liable for any loss or damage arising in any way, including by way of negligence, from or in connection with any information provided or omitted, or from anyone acting or refraining to act in reliance on this information. The trademarks listed below are trademarks of ASX. Where a mark is indicated as a registered mark it is registered in Australia and may also be registered in other countries. Nothing contained in this document should be construed as being any license or right of use of any trade mark contained within the document. ASX Trade24®. © Copyright 2020