

Grains Focus

Monthly update on the Australian grains market



Oct 2021,

ASX EC PRICE (Jan22 EXPIRY) AND AGGREGATE TRADED VOLUME (Monthly)



Source:Bloomberg

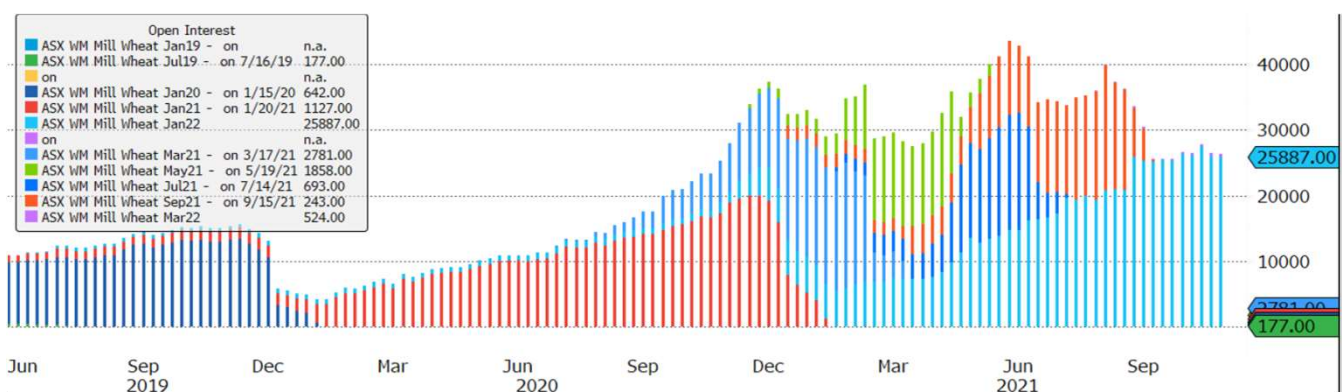
Start Date 20211001
End Date 20211031

SHORT_NAME	QUOTE_UNITS	FUT_MONTH_YR	1M OPEN	1M HIGH	1M LOW	1M CLOSE	Chg	%Chng	OPEN_INT
ASX WM Mill Wheat Jan22	AUD/MT	JAN 22	340.00	350	330	333	-7.00	-2.059	25887
ASX WM Mill Wheat Mar22	AUD/MT	MAR 22	345.00	353	331	339.5	-5.50	-1.594	524
ASX WA Mill Wheat Mar22	AUD/MT	MAR 22	360.00	360	360	360	0.00	0.000	1225
FEED BARLEY FUT Nov21	AUD/MT	NOV 21	251.50	266	251.5	253	1.50	0.596	425
FEED BARLEY FUT Jan22	AUD/MT	JAN 22	262.00	272.5	255	255	-7.00	-2.672	1391
FEED BARLEY FUT Mar22	AUD/MT	MAR 22	271.50	277.5	262	262	-9.50	-3.499	100
WHEAT FUTURE(CBT) Dec21	USd/bu.	DEC 21	725.00	780	712.75	772.75	47.75	6.586	184635
KC HRW WHEAT FUT Dec21	USd/bu.	DEC 21	730.50	797.25	716	785.75	55.25	7.563	108916
RED WHEAT FUT MGE Dec21	USd/bu.	DEC 21	910.25	1058	908	1052.25	142.00	15.600	36286
MILL WHEAT EURO Dec21	EUR/MT	DEC 21	260.75	286.75	259.25	283.25	22.50	8.629	128237
CORN FUTURE Dec21	USd/bu.	DEC 21	536.75	569.25	506.75	568.25	31.50	5.869	597061
SOYBEAN FUTURE Nov21	USd/bu.	NOV 21	1255.00	1262.5	1184.5	1235.75	-19.25	-1.534	4355
AUD-USD X-RATE	Spot		0.7227	0.7544	0.7258	0.7366	0.01	1.923	

Source:Bloomberg

OPEN INTEREST SUMMARY

ASX EAST COAST WHEAT OPEN INTEREST (Weekly)

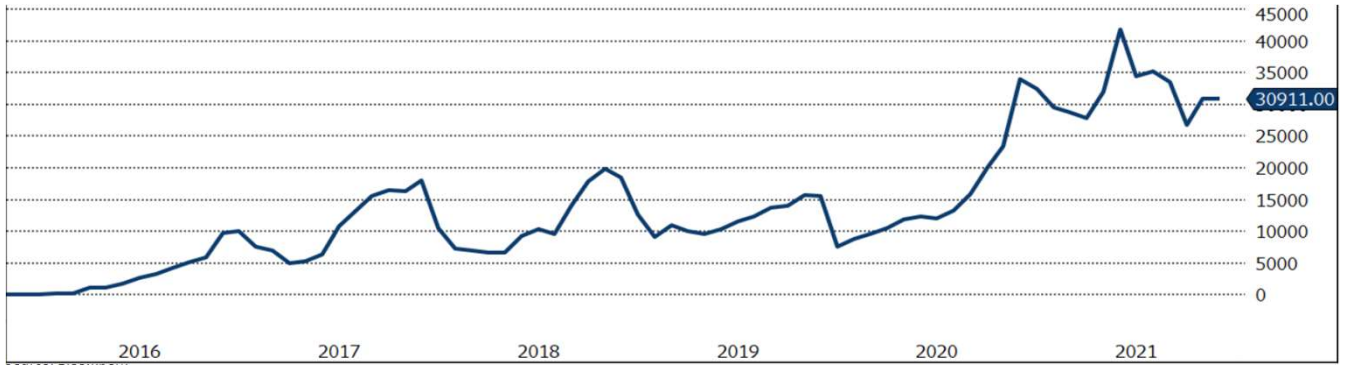


Source:Bloomberg

SHORT_NAME	OI beginning	OI ending	Monthly Chg	% Chg
ASX WM Mill Wheat Jan22	24964	25887	923	3.70
ASX WM Mill Wheat Mar22	167	524	357	213.77
ASX WM Mill Wheat Jan23	1625	4500	2875	176.92
ASX WM Mill Wheat Jan24	0	0	0	0.00
	0	0	0	0.00

Source:Bloomberg

ASX EC AGGREGATE OPEN INTEREST (Monthly)



Source:Bloomberg

ASX BARLEY

SHORT_NAME	OPEN_INT
FEED BARLEY FUT Nov21	425
FEED BARLEY FUT Jan22	1391
FEED BARLEY FUT Mar22	100

Source:Bloomberg

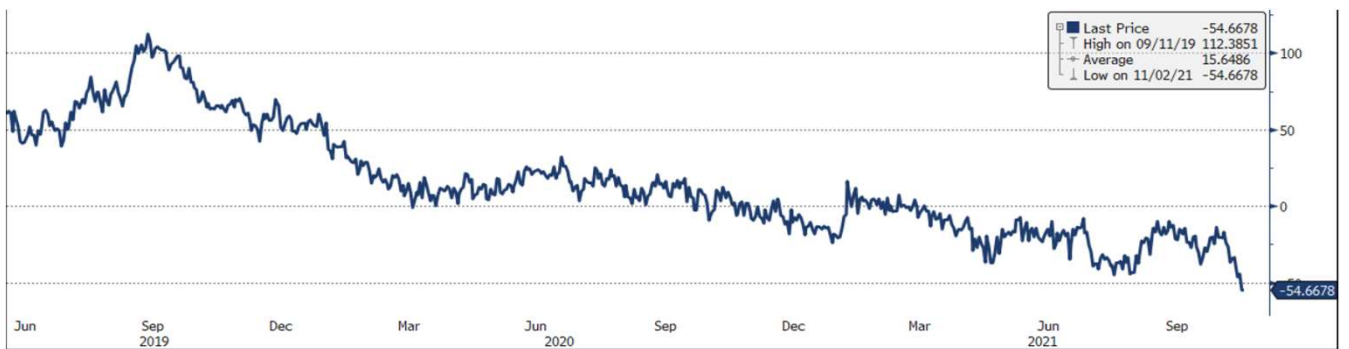
ASX BARLEY AGGREGATE OPEN INTEREST (Monthly)



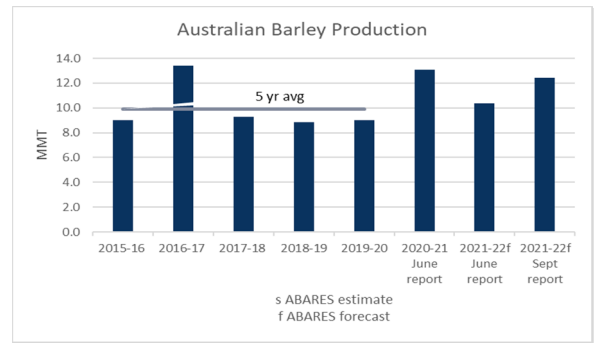
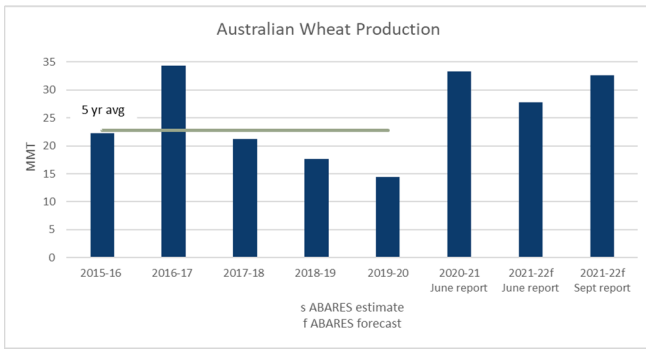
ASX GRAIN SPREAD

Historically global grain markets are closely correlated, recently ASX Wheat prices have risen whilst other markets remained level.

ASX JAN WHEAT minus CBOT DEC WHEAT (AUD/MT)



Source:Bloomberg



Source: ABARES 2015 , Australian crop report, Australian Bureau of Agricultural and Resource Economics and Services, Canberra, December, CC by 3.0 licensed under a Creative Commons Attribution 3.0 Australia License available from <http://creativecommons.org/licenses/by/3.0/au/legalcode>

Further Information

Email grainfutures@asx.com.au
 Visit asx.com.au/grainfutures
 Live Market Prices asxgrains.com.au



Follow us @ASX
 Follow us on LinkedIn

This document provides general information only and may be subject to change at any time without notice. ASX Pty Limited ABN 42 004 523 782. All rights reserved 2020. Operations Pty Limited (ABN 42 004 523 782) and its related bodies corporate ('ASX') make no representation or warranty with respect to the accuracy, reliability or completeness of this information. To the extent permitted by law, ASX and its employees, officers and contractors shall not be liable for any loss or damage arising in any way, including by way of negligence, from or in connection with any information provided or omitted, or from anyone acting or refraining to act in reliance on this information. The trademarks listed below are trademarks of ASX. Where a mark is indicated as a registered mark it is registered in Australia and may also be registered in other countries. Nothing contained in this document should be construed as being any license or right of use of any trade mark contained within the document. ASX Trade24®. © Copyright 2020