

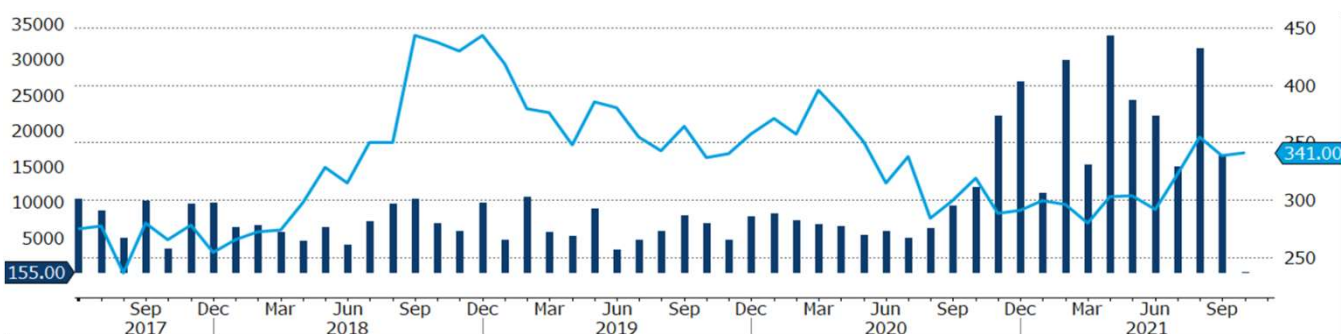
Grains Focus

Monthly update on the Australian grains market



Sept 2021,

ASX EC PRICE (Jan22 EXPIRY) AND AGGREGATE TRADED VOLUME (Monthly)



Source:Bloomberg

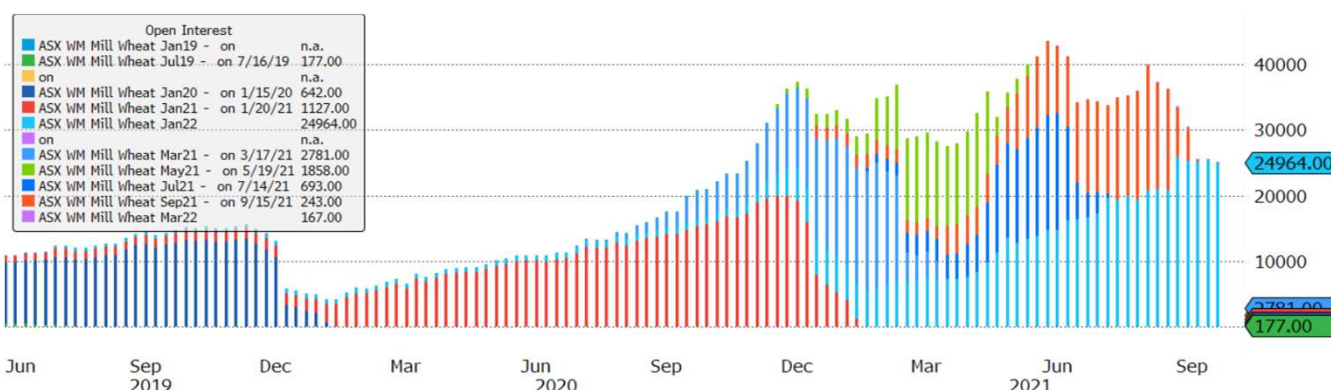
Start Date 20210901
End Date 20210930

SHORT_NAME	QUOTE_UNITS	FUT_MONTH_YR	1M_OPEN	1M_HIGH	1M_LOW	1M_CLOSE	Chg	%Chng	OPEN_INT
ASX WM Mill Wheat Sep21	AUD/MT	SEP 21	360.00	360	326.5	326.5	-33.50	-9.306	0
ASX WM Mill Wheat Jan22	AUD/MT	JAN 22	345.00	351.5	330	338.5	-6.50	-1.884	24964
ASX WM Mill Wheat Mar22	AUD/MT	MAR 22	347.00	347	330	342	-5.00	-1.441	167
ASX WA Mill Wheat Jan22	AUD/MT	JAN 22	360.00	360	360	360	0.00	0.000	0
FEED BARLEY FUT Sep21	AUD/MT	SEP 21	260.00	260	259	259	-1.00	-0.385	0
FEED BARLEY FUT Jan22	AUD/MT	JAN 22	270.00	272.5	260	263.5	-6.50	-2.407	1201
FEED BARLEY FUT Mar22	AUD/MT	MAR 22	271.30	275.5	262	263	-8.30	-3.059	125
WHEAT FUTURE(CBT) Dec21	USd/bu.	DEC 21	723.50	733.25	677	725.5	2.00	0.276	192966
KC HRW WHEAT FUT Dec21	USd/bu.	DEC 21	713.75	737.75	670.25	731.75	18.00	2.522	129073
RED WHEAT FUT MGE Dec21	USd/bu.	DEC 21	904.50	924	861.5	912.5	8.00	0.884	47320
MILL WHEAT EURO Dec21	EUR/MT	DEC 21	246.50	262.75	236	258	11.50	4.665	220665
CORN FUTURE Dec21	USd/bu.	DEC 21	534.75	548.5	497.5	536.75	2.00	0.374	690367
SOYBEAN FUTURE Nov21	USd/bu.	NOV 21	1294.00	1308	1249	1256	-38.00	-2.937	327527
AUD-USD X-RATE	Spot		0.7316	0.746	0.7176	0.7366	0.01	0.683	

Source:Bloomberg

OPEN INTEREST SUMMARY

ASX EAST COAST WHEAT OPEN INTEREST (Weekly)

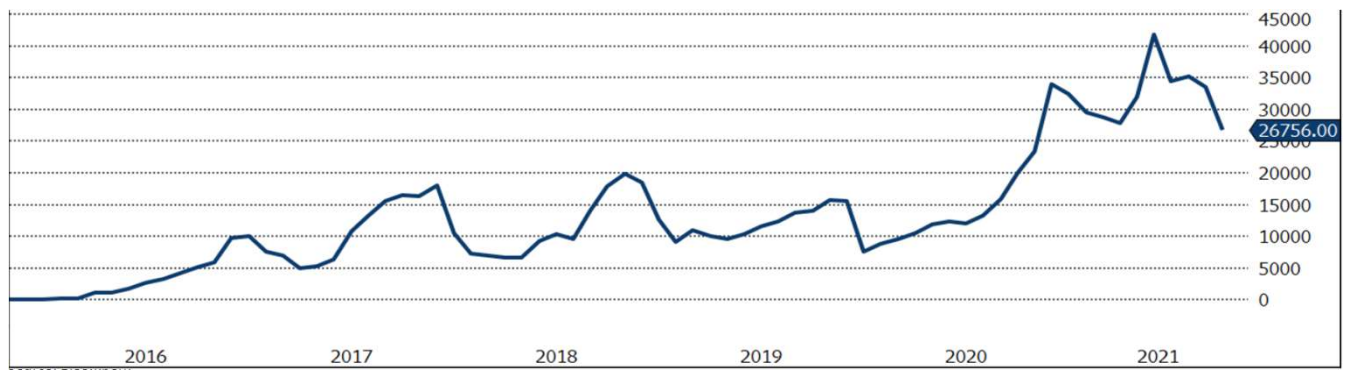


Source:Bloomberg

SHORT_NAME	OI beginning	OI ending	Monthly Chg	% Chg
ASX WM Mill Wheat Jan22	22155	24964	2809	12.68
ASX WM Mill Wheat Mar22	12	167	155	1291.67
ASX WM Mill Wheat Jan23	835	1625	790	94.61
ASX WM Mill Wheat Jan24	0	0	0	0.00
	0	0	0	0.00

Source:Bloomberg

ASX EC AGGREGATE OPEN INTEREST (Monthly)



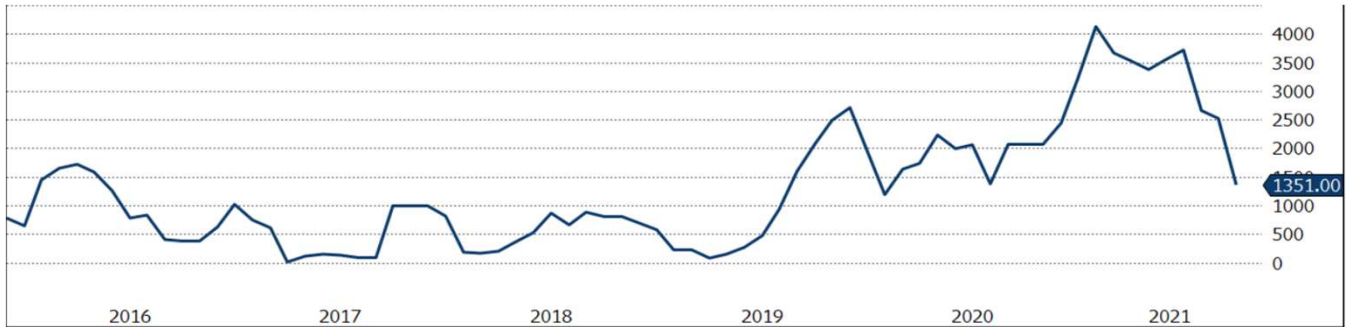
Source:Bloomberg

ASX BARLEY

SHORT_NAME	OPEN_INT
FEED BARLEY FUT Nov21	25
FEED BARLEY FUT Jan22	1202
FEED BARLEY FUT Mar22	125

Source:Bloomberg

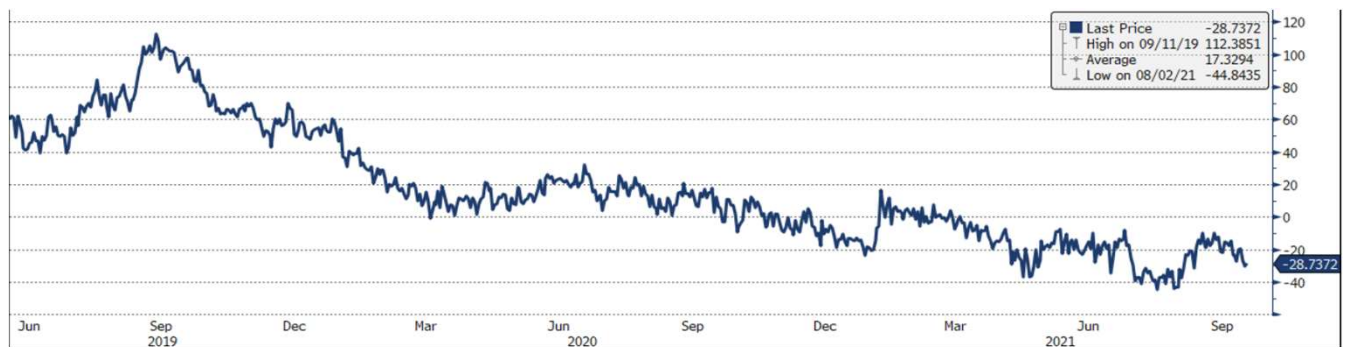
ASX BARLEY AGGREGATE OPEN INTEREST (Monthly)



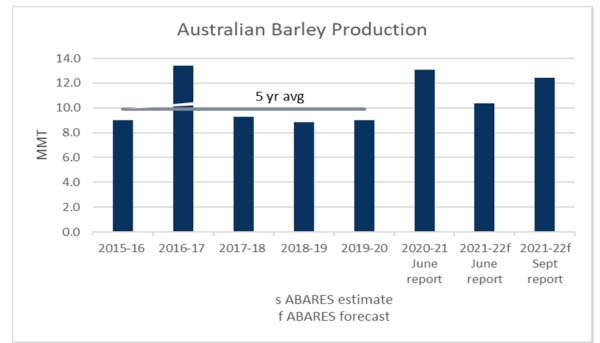
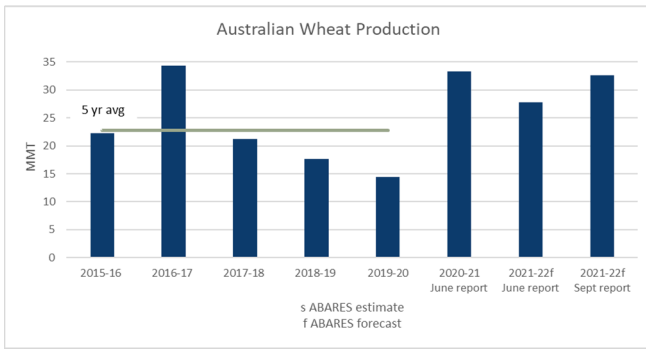
ASX GRAIN SPREAD

Historically global grain markets are closely correlated, recently ASX Wheat prices have risen whilst other markets remained level.

ASX JAN WHEAT minus CBOT DEC WHEAT (AUD/MT)



Source:Bloomberg



Source: ABARES 2015 , Australian crop report, Australian Bureau of Agricultural and Resource Economics and Services, Canberra, December, CC by 3.0 licensed under a Creative Commons Attribution 3.0 Australia License available from <http://creativecommons.org/licenses/by/3.0/au/legalcode>

Further Information

Email grainfutures@asx.com.au
 Visit asx.com.au/grainfutures
 Live Market Prices asxgrains.com.au



Follow us @ASX
 Follow us on LinkedIn

This document provides general information only and may be subject to change at any time without notice. ASX Pty Limited ABN 42 004 523 782. All rights reserved 2020. Operations Pty Limited (ABN 42 004 523 782) and its related bodies corporate ('ASX') make no representation or warranty with respect to the accuracy, reliability or completeness of this information. To the extent permitted by law, ASX and its employees, officers and contractors shall not be liable for any loss or damage arising in any way, including by way of negligence, from or in connection with any information provided or omitted, or from anyone acting or refraining to act in reliance on this information. The trademarks listed below are trademarks of ASX. Where a mark is indicated as a registered mark it is registered in Australia and may also be registered in other countries. Nothing contained in this document should be construed as being any license or right of use of any trade mark contained within the document. ASX Trade24®. © Copyright 2020