

Grains Focus

Monthly update on the Australian grains market



August, 2021

ASX EC PRICE (Sep21 EXPIRY) AND AGGREGATE TRADED VOLUME (Monthly)



Source: Bloomberg

Start Date 20210801

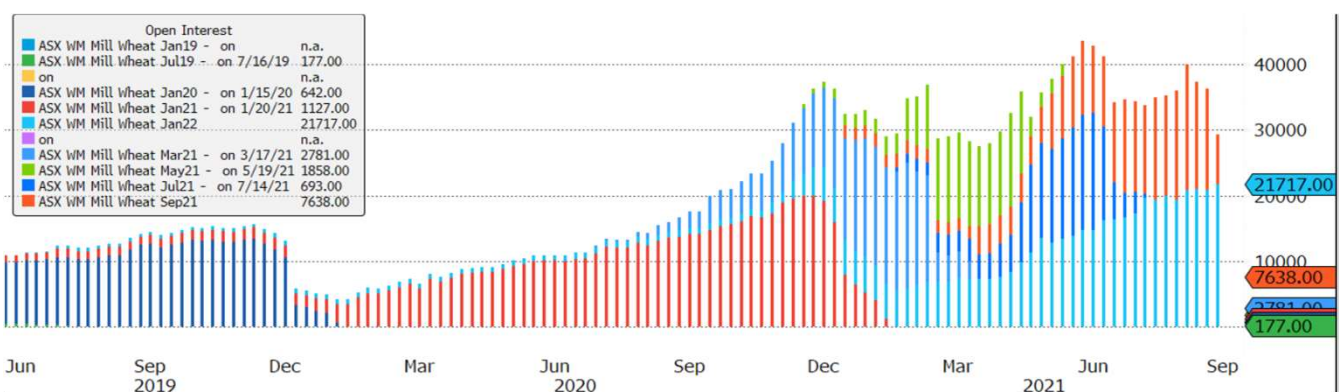
End Date 20210831

SHORT_NAME	QUOTE_UNITS	FUT_MONTH_YR	1M_OPEN	1M_HIGH	1M_LOW	1M_CLOSE	Chg	%Chng	OPEN_INT
ASX WM Mill Wheat Jul21	AUD/MT	JUL 21	296.50	310	290	300	3.50	1.180	693
ASX WM Mill Wheat Sep21	AUD/MT	SEP 21	320.00	370	320	355	35.00	10.938	7638
ASX WM Mill Wheat Jan22	AUD/MT	JAN 22	318.50	353	318.5	346	27.50	8.634	21717
ASX WA Mill Wheat Sep21	AUD/MT	SEP 21	347.50	360	347.5	360	12.50	3.597	1850
FEED BARLEY FUT Jul21	AUD/MT	JUL 21	250.00	253	242	245	-5.00	-2.000	336
FEED BARLEY FUT Sep21	AUD/MT	SEP 21	245.50	270	245.5	260	14.50	5.906	1271
FEED BARLEY FUT Jan22	AUD/MT	JAN 22	253.50	277	253.5	272	18.50	7.298	1221
WHEAT FUTURE(CBT) Dec21	USd/bu.	DEC 21	713.00	786.5	707	722.25	9.25	1.297	224295
KC HRW WHEAT FUT Dec21	USd/bu.	DEC 21	683.75	769	683.75	712	28.25	4.132	143723
RED WHEAT FUT MGE Dec21	USd/bu.	DEC 21	890.00	937.5	880	903.5	13.50	1.517	47114
MILL WHEAT EURO Dec21	EUR/MT	DEC 21	226.75	257.75	226.75	245.25	18.50	8.159	295872
CORN FUTURE Dec21	USd/bu.	DEC 21	545.00	594.25	525.25	534.25	-10.75	-1.972	792042
SOYBEAN FUTURE Nov21	USd/bu.	NOV 21	1349.00	1379.75	1277.25	1292.5	-56.50	-4.188	376929
AUD-USD X-RATE	Spot		0.7396	0.7405	0.7132	0.7651	0.03	3.448	

Source: Bloomberg

OPEN INTEREST SUMMARY

ASX EAST COAST WHEAT OPEN INTEREST (Weekly)



Source: Bloomberg

SHORT_NAME	OI beginning	OI ending	Monthly Chg	% Chg
ASX WM Mill Wheat May21		1858	1858	0.00
ASX WM Mill Wheat Jul21	693	693	0	0.00
ASX WM Mill Wheat Sep21	15291	10514	-4777	-31.24
ASX WM Mill Wheat Jan22	19945	22155	2210	11.08
ASX WM Mill Wheat Jan23	0	0	0	0.00

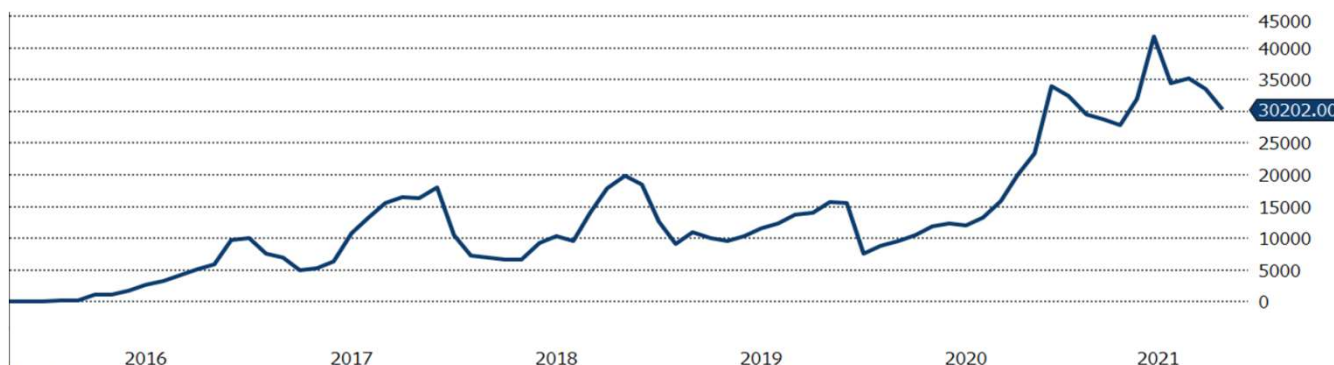
(Expired)

(Expired)

ASX WM Mill Wheat Jan24 0 0 0 0.00

Source:Bloomberg

ASX EC AGGREGATE OPEN INTEREST (Monthly)



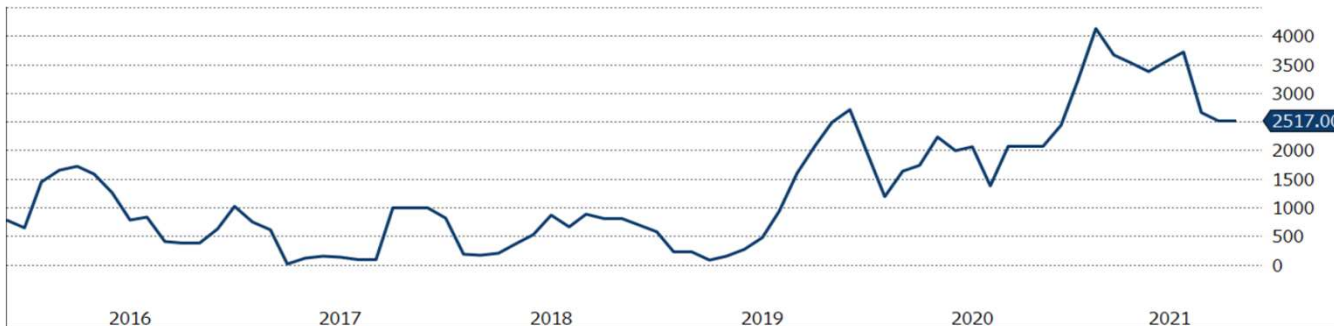
Source:Bloomberg

ASX BARLEY

SHORT_NAME	OPEN_INT
FEED BARLEY FUT Jul21	336
FEED BARLEY FUT Sep21	1271
FEED BARLEY FUT Nov21	0
FEED BARLEY FUT Jan22	1221

Source:Bloomberg

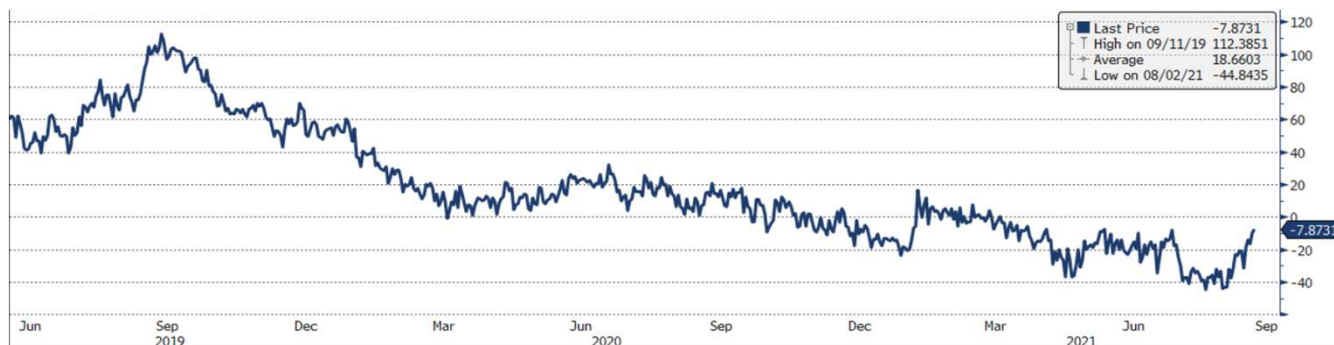
ASX BARLEY AGGREGATE OPEN INTEREST (Monthly)



ASX GRAIN SPREAD

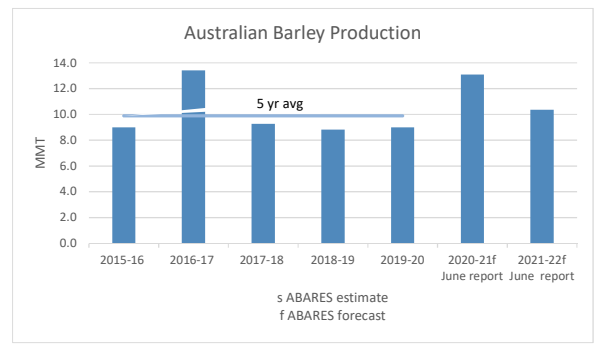
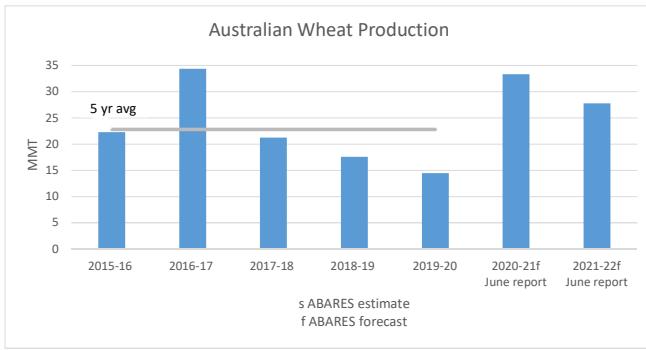
Historically global grain markets are closely correlated, recently ASX Wheat prices have risen whilst other markets remained level.

ASX JAN WHEAT minus CBOT DEC WHEAT (AUD/MT)



Source:Bloomberg



(Expired)



Source: ABARES 2015 , Australian crop report, Australian Bureau of Agricultural and Resource Economics and Services, Canberra, December, CC by 3.0 licensed under a Creative Commons Attribution 3.0 Australia License available from <http://creativecommons.org/licenses/by/3.0/au/legalcode>

Further Information

Email grainfutures@asx.com.au
 Visit asx.com.au/grainfutures
 Live Market Prices asxgrains.com.au

 Follow us @ASX
 Follow us on LinkedIn

This document provides general information only and may be subject to change at any time without notice. ASX Pty Limited ABN 42 004 523 782. All rights reserved 2020. Operations Pty Limited (ABN 42 004 523 782) and its related bodies corporate ('ASX') make no representation or warranty with respect to the accuracy, reliability or completeness of this information. To the extent permitted by law, ASX and its employees, officers and contractors shall not be liable for any loss or damage arising in any way, including by way of negligence, from or in connection with any information provided or omitted, or from anyone acting or refraining to act in reliance on this information. The trademarks listed below are trademarks of ASX. Where a mark is indicated as a registered mark it is registered in Australia and may also be registered in other countries. Nothing contained in this document should be construed as being any license or right of use of any trade mark contained within the document. ASX Trade24®. © Copyright 2020