

Grains Focus

Monthly update on the Australian grains market



June, 2021

ASX EC PRICE (Jul21 EXPIRY) AND AGGREGATE TRADED VOLUME (Monthly)



Source: Bloomberg

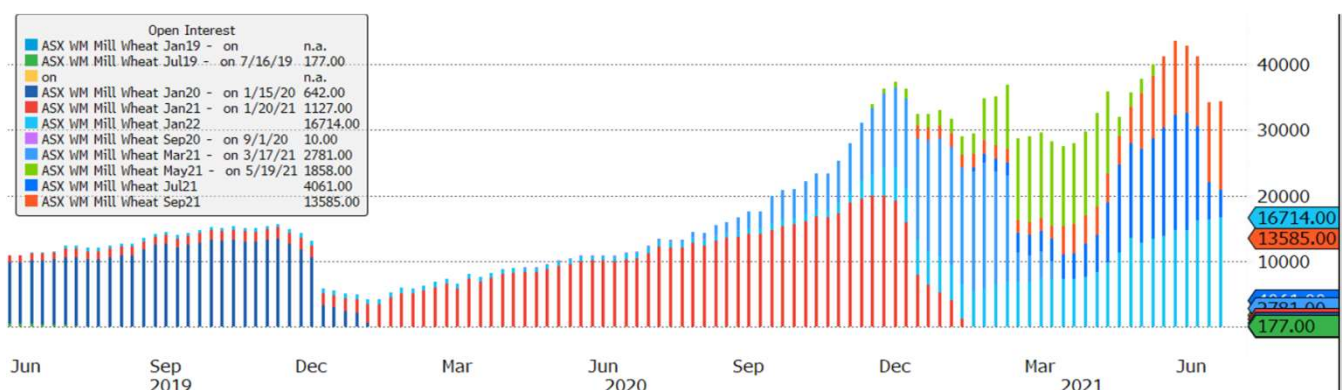
Start Date 20210601
End Date 20210630

SHORT_NAME	QUOTE_UNITS	FUT_MONTH_YR	1M_OPEN	1M_HIGH	1M_LOW	1M_CLOSE	Chg	%Chng	OPEN_INT
ASX WM Mill Wheat Jul21	AUD/MT	JUL 21	306.00	311	289	292	-14.00	-4.575	4061
ASX WM Mill Wheat Sep21	AUD/MT	SEP 21	308.30	315.3	295.5	297.7	-10.60	-3.438	13585
ASX WM Mill Wheat Jan22	AUD/MT	JAN 22	310.50	317	298	301	-9.50	-3.060	16714
ASX WA Mill Wheat Jul21	AUD/MT	JUL 21	322.00	322	322	322	0.00	0.000	0
FEED BARLEY FUT Jul21	AUD/MT	JUL 21	252.50	256	239.8	247	-5.50	-2.178	1180
FEED BARLEY FUT Sep21	AUD/MT	SEP 21	258.50	260.5	245.5	251.8	-6.70	-2.592	1515
FEED BARLEY FUT Jan22	AUD/MT	JAN 22	263.50	264	250.5	250.5	-13.00	-4.934	1021
WHEAT FUTURE(CBT) Sep21	USd/bu.	SEP 21	676.75	708.5	632.25	679.5	2.75	0.406	192090
KC HRW WHEAT FUT Sep21	USd/bu.	SEP 21	633.00	661.25	592.5	659	26.00	4.107	104399
RED WHEAT FUT MGE Sep21	USd/bu.	SEP 21	750.00	859.75	737	849.75	99.75	13.300	44465
MILL WHEAT EURO Sep21	EUR/MT	SEP 21	215.00	221.5	200.75	209.25	-5.75	-2.674	144736
CORN FUTURE Sep21	USd/bu.	SEP 21	585.00	649.25	528	599.25	14.25	2.436	512896
SOYBEAN FUTURE Nov21	USd/bu.	NOV 21	1387.75	1480	1240.5	1399	11.25	0.811	374247
AUD-USD X-RATE		Spot	0.7734	0.7754	0.7479	0.7651	-0.01	-1.073	

Source: Bloomberg

OPEN INTEREST SUMMARY

ASX EAST COAST WHEAT OPEN INTEREST (Weekly)



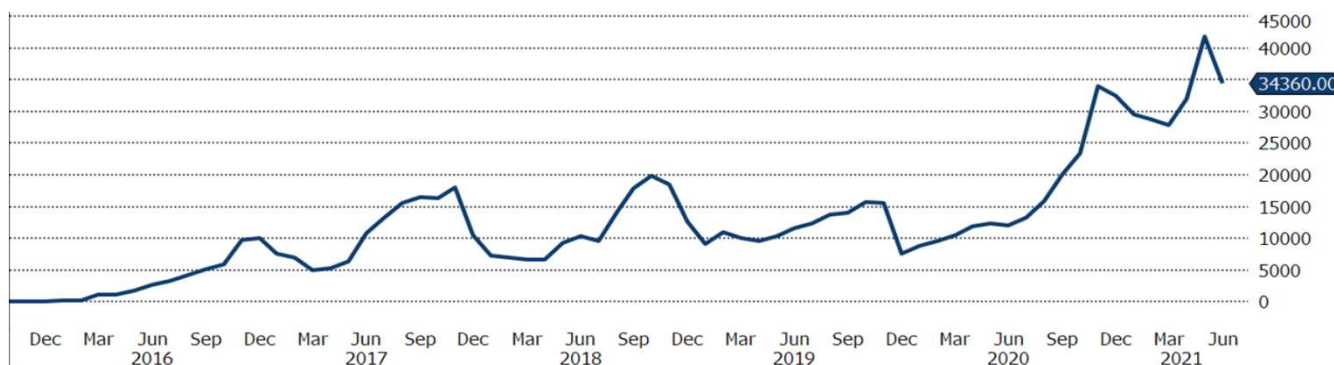
Source: Bloomberg

SHORT_NAME	OI beginning	OI ending	Monthly Chg	% Chg
ASX WM Mill Wheat May21		1858	1858	0.00
ASX WM Mill Wheat Jul21	17147	4061	-13086	-76.32
ASX WM Mill Wheat Sep21	10831	13585	2754	25.43
ASX WM Mill Wheat Jan22	13792	16714	2922	21.19
ASX WM Mill Wheat Jan23	0	0	0	0.00

ASX WM Mill Wheat Jan24 0 0 0 0.00

Source:Bloomberg

ASX EC AGGREGATE OPEN INTEREST (Monthly)



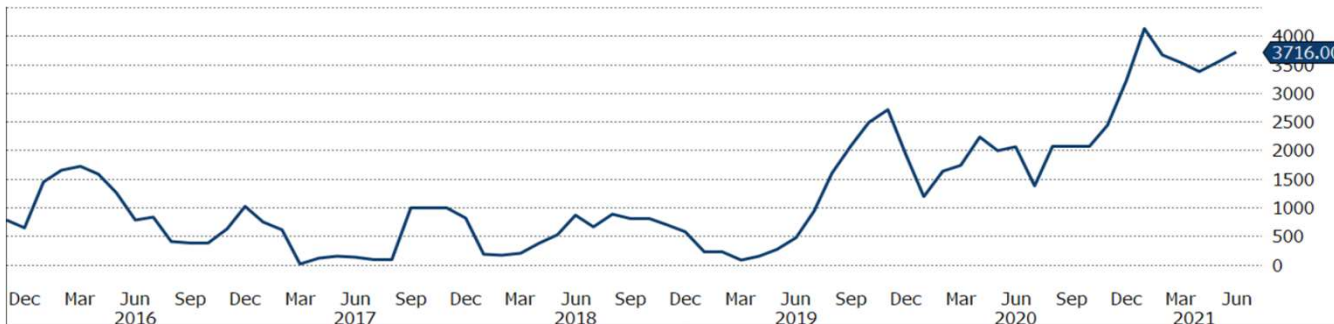
Source:Bloomberg

ASX BARLEY

SHORT_NAME	OPEN_INT
FEED BARLEY FUT Jul21	1180
FEED BARLEY FUT Sep21	1515
FEED BARLEY FUT Nov21	0
FEED BARLEY FUT Jan22	1021

Source:Bloomberg

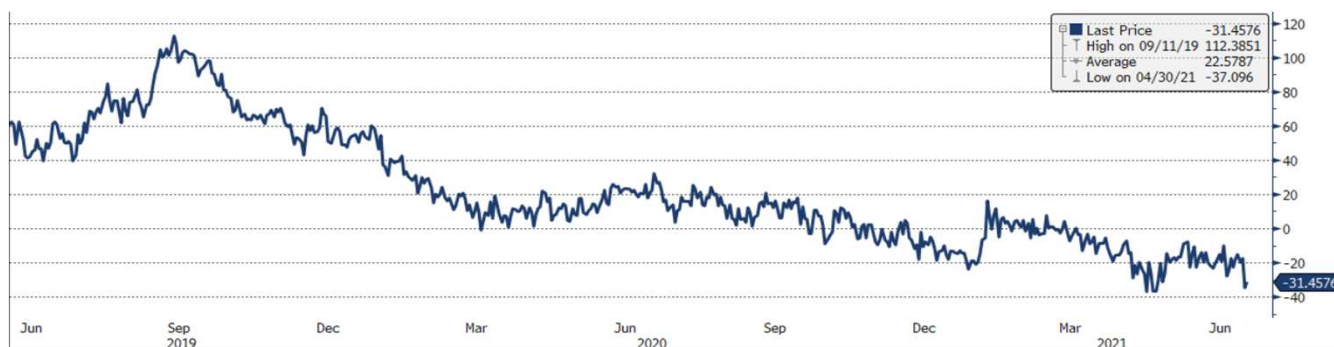
ASX BARLEY AGGREGATE OPEN INTEREST (Monthly)



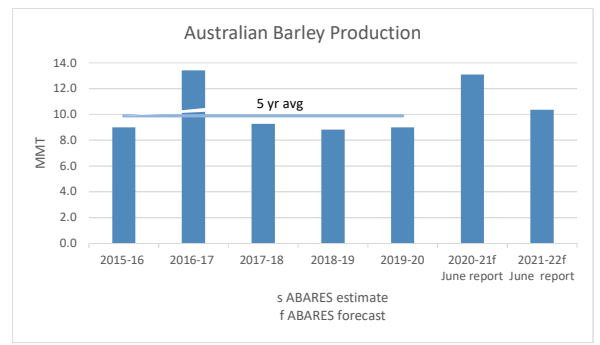
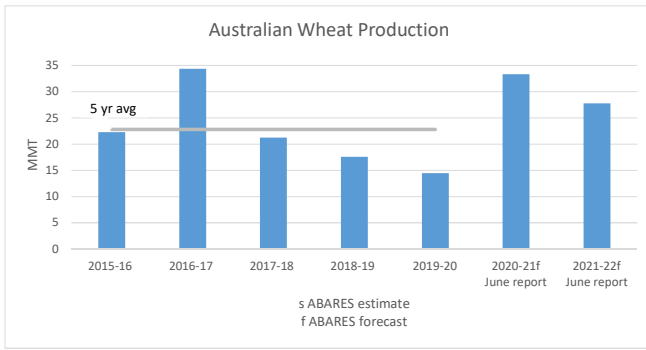
ASX GRAIN SPREAD

Historically global grain markets are closely correlated, recently ASX Wheat prices have risen whilst other markets remained level.

ASX JAN WHEAT minus CBOT DEC WHEAT (AUD/MT)





Source:Bloomberg



Source: ABARES 2015 , Australian crop report, Australian Bureau of Agricultural and Resource Economics and Services, Canberra, December, CC by 3.0 licensed under a Creative Commons Attribution 3.0 Australia License available from <http://creativecommons.org/licenses/by/3.0/au/legalcode>

Further Information

Email grainfutures@asx.com.au
 Visit asx.com.au/grainfutures
 Live Market Prices asxgrains.com.au

 Follow us @ASX
 Follow us on LinkedIn

This document provides general information only and may be subject to change at any time without notice. ASX Pty Limited ABN 42 004 523 782. All rights reserved 2020. Operations Pty Limited (ABN 42 004 523 782) and its related bodies corporate ('ASX') make no representation or warranty with respect to the accuracy, reliability or completeness of this information. To the extent permitted by law, ASX and its employees, officers and contractors shall not be liable for any loss or damage arising in any way, including by way of negligence, from or in connection with any information provided or omitted, or from anyone acting or refraining to act in reliance on this information. The trademarks listed below are trademarks of ASX. Where a mark is indicated as a registered mark it is registered in Australia and may also be registered in other countries. Nothing contained in this document should be construed as being any license or right of use of any trade mark contained within the document. ASX Trade24®. © Copyright 2020