

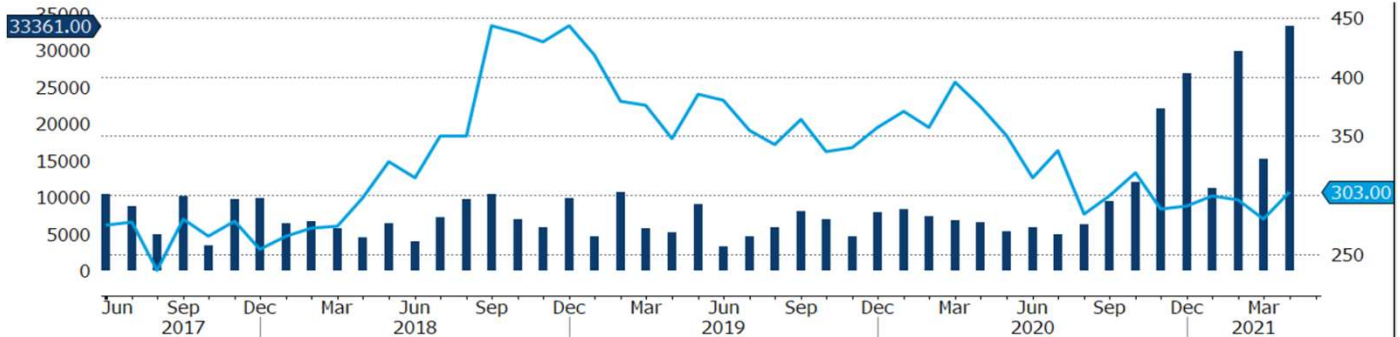
Grains Focus

Monthly update on the Australian grains market



April, 2021

ASX EC PRICE (May21 EXPIRY) AND AGGREGATE TRADED VOLUME (Monthly)



Source: Bloomberg

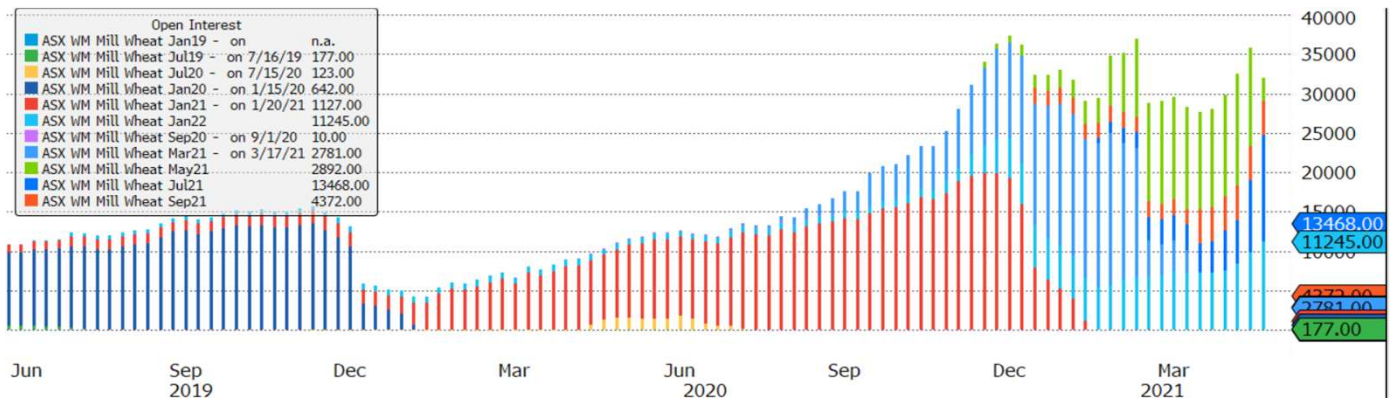
Start Date 20210401
End Date 20210430

SHORT_NAME	QUOTE_UNITS	FUT_MONTH_YR	1M OPEN	1M HIGH	1M LOW	1M CLOSE	Chg	%Chng	OPEN_INT
ASX WM Mill Wheat May21	AUD/MT	MAY 21	280.00	315	276	303	23.00	8.214	2892
ASX WM Mill Wheat Jul21	AUD/MT	JUL 21	290.00	319	280.5	309	19.00	6.552	13468
ASX WM Mill Wheat Jan22	AUD/MT	JAN 22	290.00	329	289.3	312	22.00	7.586	11245
ASX WA Mill Wheat May21	AUD/MT	MAY 21	322.00	322	322	322	0.00	0.000	0
FEED BARLEY FUT May21	AUD/MT	MAY 21	230.00	260	224.5	245	15.00	6.522	390
FEED BARLEY FUT Jul21	AUD/MT	JUL 21	237.50	259	227	249.8	12.30	5.179	2635
FEED BARLEY FUT Jan22	AUD/MT	JAN 22	240.00	264	230	257	17.00	7.083	346
WHEAT FUTURE(CBT) Jul21	USD/bu.	JUL 21	620.00	769.5	601.5	734.75	114.75	18.508	236744
KC HRW WHEAT FUT Jul21	USD/bu.	JUL 21	585.00	741.25	560.5	703.5	118.50	20.256	131821
RED WHEAT FUT MGE Jul21	USD/bu.	JUL 21	625.50	773.75	606	763.75	138.25	22.102	36084
MILL WHEAT EURO Sep21	EUR/MT	SEP 21	199.00	233.5	193.75	219.25	20.25	10.176	184109
CORN FUTURE Jul21	USD/bu.	JUL 21	556.00	684	537.25	673.25	117.25	21.088	746311
SOYBEAN FUTURE Jul21	USD/bu.	JUL 21	1436.00	1574.75	1374.75	1534.25	98.25	6.842	373969
AUD-USD X-RATE		Spot	0.7598	0.78	0.761	0.7651	0.01	0.698	

Source: Bloomberg

OPEN INTEREST SUMMARY

ASX EAST COAST WHEAT OPEN INTEREST (Weekly)

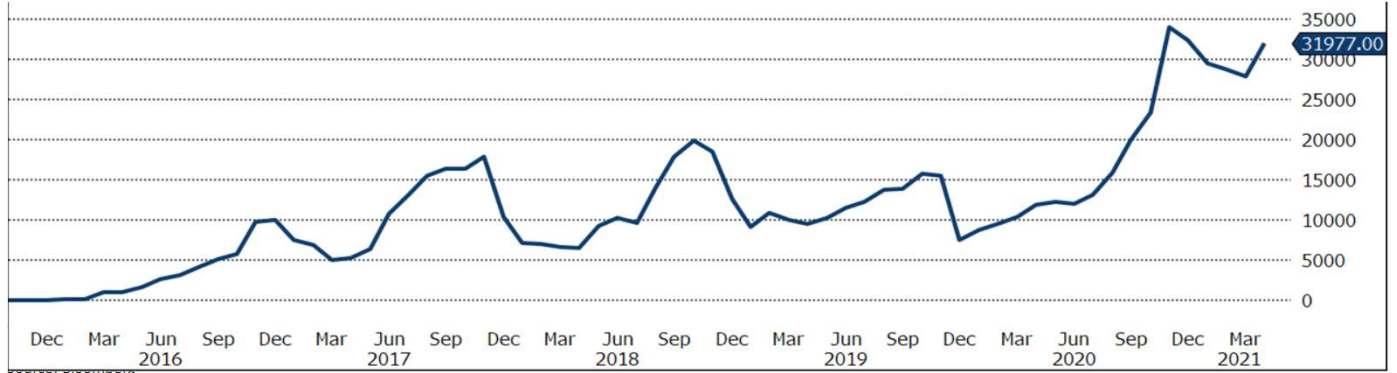


Source: Bloomberg

SHORT_NAME	OI beginning	OI ending	Monthly Chg	% Chg
ASX WM Mill Wheat May21	12244	2892	-9352	-76.38
ASX WM Mill Wheat Jul21	3909	13468	9559	244.54
ASX WM Mill Wheat Sep21	4372	4372	0	0.00
ASX WM Mill Wheat Jan22	7304	11245	3941	53.96
ASX WM Mill Wheat Jan23	0	0	0	0.00
ASX WM Mill Wheat Jan24	0	0	0	0.00

Source:Bloomberg

ASX EC AGGREGATE OPEN INTEREST (Monthly)



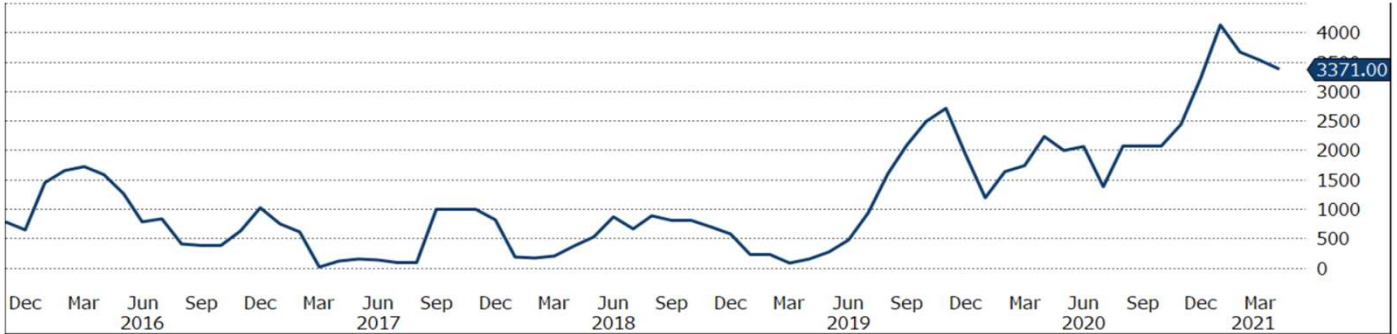
Source:Bloomberg

ASX BARLEY

SHORT_NAME	OPEN_INT
FEED BARLEY FUT May21	390
FEED BARLEY FUT Jul21	2635
FEED BARLEY FUT Sep21	0
FEED BARLEY FUT Nov21	0
FEED BARLEY FUT Jan22	346

Source:Bloomberg

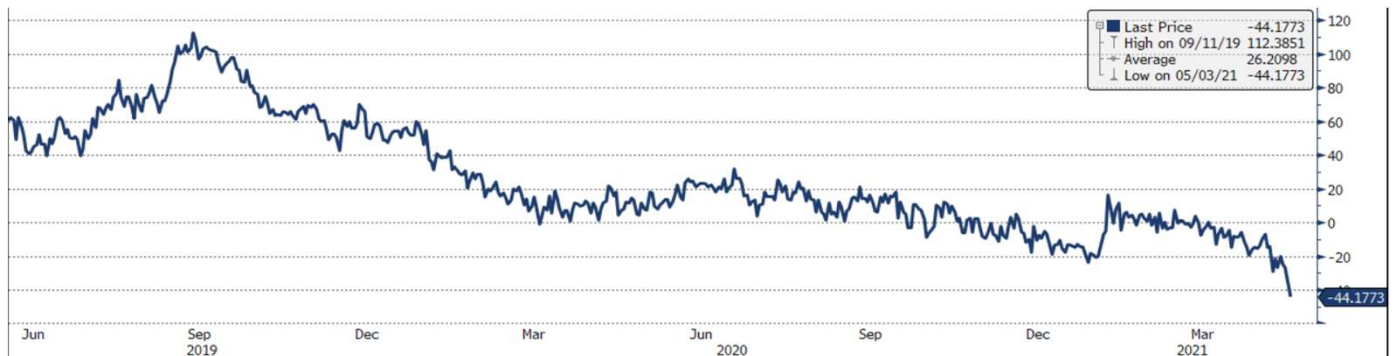
ASX BARLEY AGGREGATE OPEN INTEREST (Monthly)



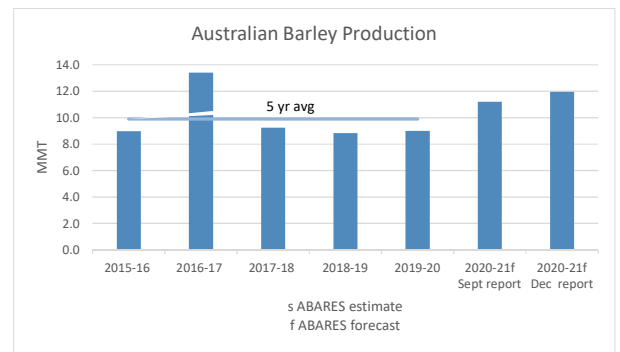
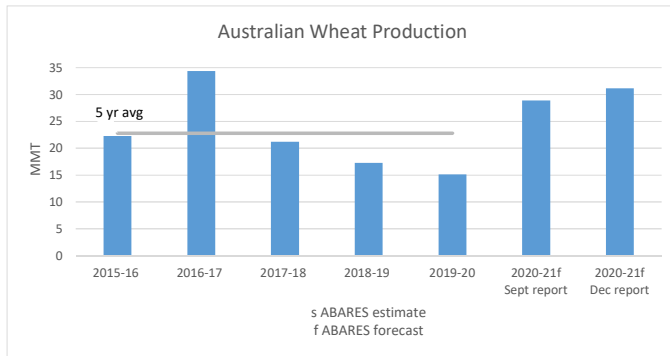
ASX GRAIN SPREAD

Historically global grain markets are closely correlated, recently ASX Wheat prices have risen whilst other markets remained level.

ASX JAN WHEAT minus CBOT DEC WHEAT (AUD/MT)



Source:Bloomberg



Source: ABARES 2015 , Australian crop report, Australian Bureau of Agricultural and Resource Economics and Services, Canberra, December, CC by 3.0 licensed under a Creative Commons Attribution 3.0 Australia License available from <http://creativecommons.org/licenses/by/3.0/au/legalcode>

Further Information

Email grainfutures@asx.com.au

Visit asx.com.au/grainfutures

Live Market Prices asxgrains.com.au



Follow us @ASX

Follow us on LinkedIn

This document provides general information only and may be subject to change at any time without notice. ASX Pty Limited ABN 42 004 523 782. All rights reserved 2020. Operations Pty Limited (ABN 42 004 523 782) and its related bodies corporate ('ASX') make no representation or warranty with respect to the accuracy, reliability or completeness of this information. To the extent permitted by law, ASX and its employees, officers and contractors shall not be liable for any loss or damage arising in any way, including by way of negligence, from or in connection with any information provided or omitted, or from anyone acting or refraining to act in reliance on this information. The trademarks listed below are trademarks of ASX. Where a mark is indicated as a registered mark it is registered in Australia and may also be registered in other countries. Nothing contained in this document should be construed as being any license or right of use of any trade mark contained within the document. ASX Trade24®. © Copyright 2020