

Grains Focus

Monthly update on the Australian grains market



March, 2021

ASX EC PRICE (May21 EXPIRY) AND AGGREGATE TRADED VOLUME (Monthly)



Source:Bloomberg

Start Date 20210301

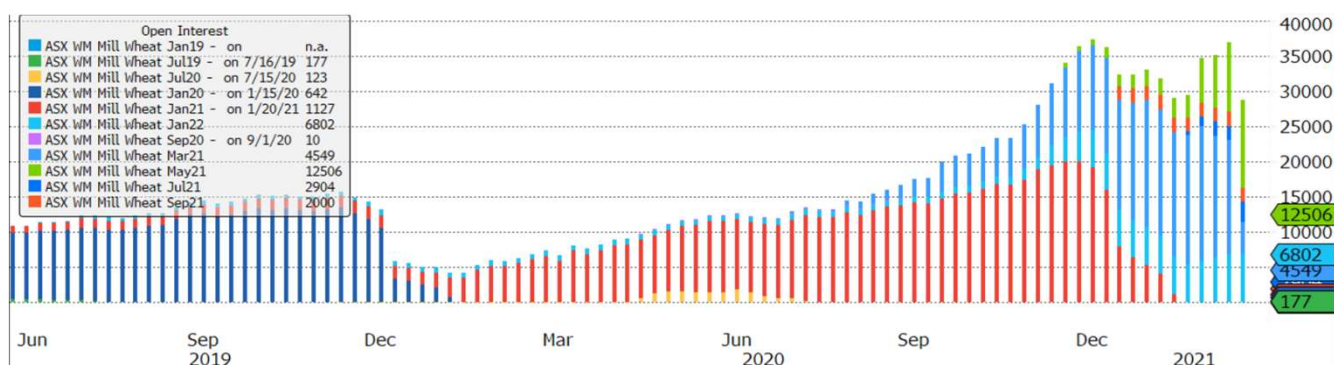
End Date 20210331

SHORT_NAME	QUOTE_UNITS	FUT_MONTH_YR	1M_OPEN	1M_HIGH	1M_LOW	1M_CLOSE	Chg	%Chng	OPEN_INT
ASX WM Mill Wheat May21	AUD/MT	MAY 21	301.00	303	276	280	-21.00	-6.977	12244
ASX WM Mill Wheat Jul21	AUD/MT	JUL 21	301.00	303	281.8	285	-16.00	-5.316	3909
ASX WM Mill Wheat Jan22	AUD/MT	JAN 22	312.00	312	287	287	-25.00	-8.013	7304
ASX WA Mill Wheat May21	AUD/MT	MAY 21	322.00	322	322	322	0.00	0.000	0
FEED BARLEY FUT May21	AUD/MT	MAY 21	242.00	247.5	223	223	-19.00	-7.851	1565
FEED BARLEY FUT Jul21	AUD/MT	JUL 21	242.80	247.5	227	227	-15.80	-6.507	1810
FEED BARLEY FUT Jan22	AUD/MT	JAN 22	243.30	252.5	230.5	231.5	-11.80	-4.850	150
WHEAT FUTURE(CBT) May21	USd/bu.	MAY 21	662.50	688.75	593.25	618	-44.50	-6.717	165091
KC HRW WHEAT FUT May21	USd/bu.	MAY 21	636.00	639.75	553	575.75	-60.25	-9.473	95560
RED WHEAT FUT MGE May21	USd/bu.	MAY 21	640.00	652.25	597.5	610.75	-29.25	-4.570	30493
MILL WHEAT EURO May21	EUR/MT	MAY 21	230.50	232.75	208.75	215.5	-15.00	-6.508	147055
CORN FUTURE May21	USd/bu.	MAY 21	552.75	564.25	529.25	564.25	11.50	2.081	628760
SOYBEAN FUTURE May21	USd/bu.	MAY 21	1415.00	1460	1364.25	1436.75	21.75	1.537	301827
AUD-USD X-RATE		Spot	0.7705	0.782	0.758	0.7621	-0.01	-1.090	

Source:Bloomberg

OPEN INTEREST SUMMARY

ASX EAST COAST WHEAT OPEN INTEREST (Weekly)



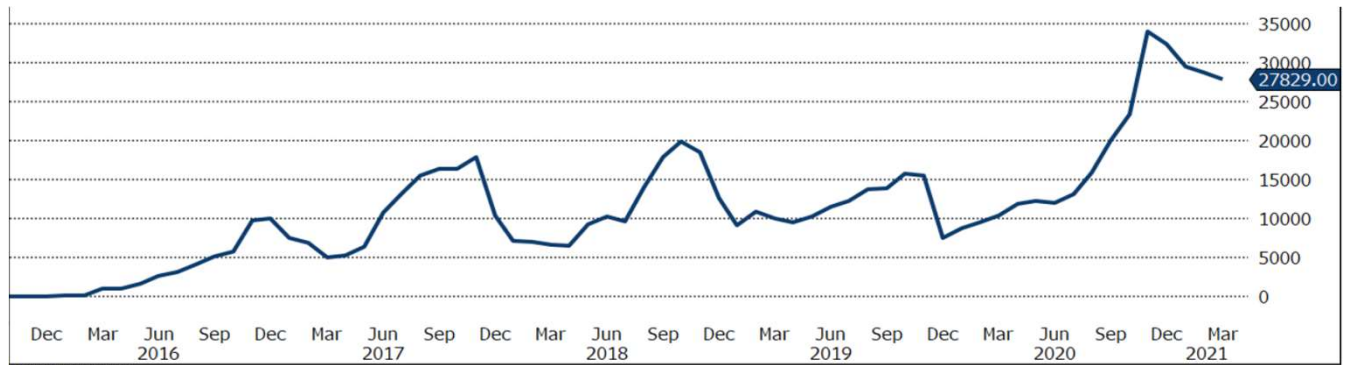
Source:Bloomberg

SHORT_NAME	OI beginning	OI ending	Monthly Chg	% Chg
ASX WM Mill Wheat May21	12996	12244	-752	-5.79
ASX WM Mill Wheat Jul21	2905	3909	1004	34.56
ASX WM Mill Wheat Sep21	2000	4372	2372	118.60
ASX WM Mill Wheat Jan22	6802	7304	502	7.38
ASX WM Mill Wheat Jan23	0	0	0	0.00

ASX WM Mill Wheat Jan24 0 0 0 0.00

Source:Bloomberg

ASX EC AGGREGATE OPEN INTEREST (Monthly)



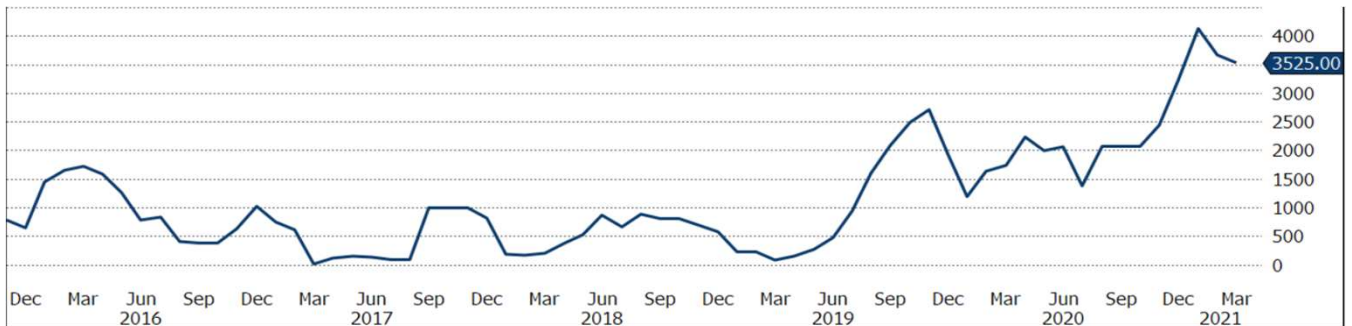
Source:Bloomberg

ASX BARLEY

SHORT_NAME	OPEN_INT
FEED BARLEY FUT Mar21	541
FEED BARLEY FUT May21	1557
FEED BARLEY FUT Jul21	1510
FEED BARLEY FUT Sep21	0
FEED BARLEY FUT Nov21	0
FEED BARLEY FUT Jan22	50

Source:Bloomberg

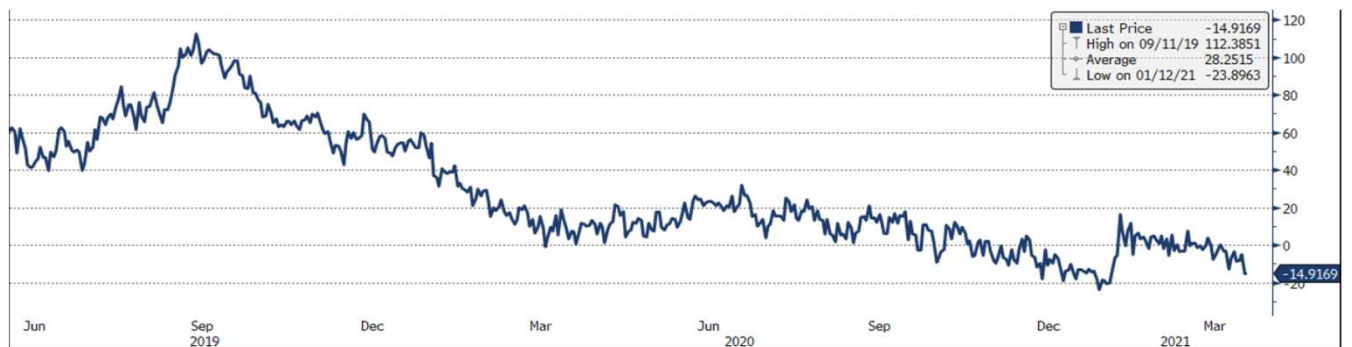
ASX BARLEY AGGREGATE OPEN INTEREST (Monthly)



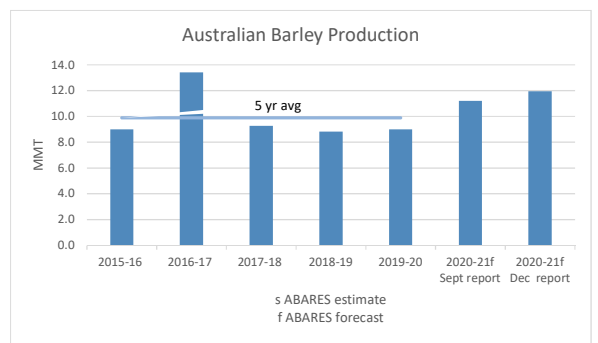
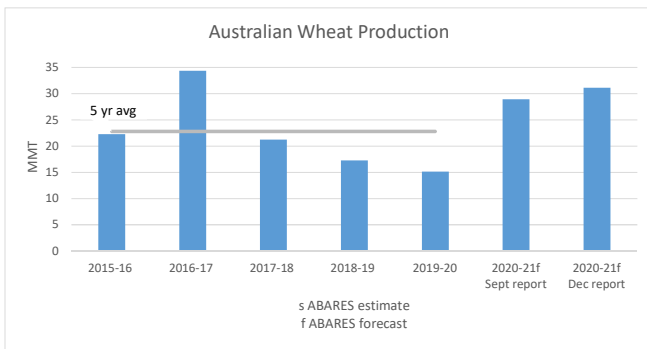
ASX GRAIN SPREAD

Historically global grain markets are closely correlated, recently ASX Wheat prices have risen whilst other markets remained level.

ASX JAN WHEAT minus CBOT DEC WHEAT (AUD/MT)





Source:Bloomberg



Source: ABARES 2015 , Australian crop report, Australian Bureau of Agricultural and Resource Economics and Services, Canberra, December, CC by 3.0 licensed under a Creative Commons Attribution 3.0 Australia License available from <http://creativecommons.org/licenses/by/3.0/au/legalcode>

Further Information

Email grainfutures@asx.com.au
 Visit asx.com.au/grainfutures
 Live Market Prices asxgrains.com.au

 Follow us @ASX
 Follow us on LinkedIn

This document provides general information only and may be subject to change at any time without notice. ASX Pty Limited ABN 42 004 523 782. All rights reserved 2020. Operations Pty Limited (ABN 42 004 523 782) and its related bodies corporate ('ASX') make no representation or warranty with respect to the accuracy, reliability or completeness of this information. To the extent permitted by law, ASX and its employees, officers and contractors shall not be liable for any loss or damage arising in any way, including by way of negligence, from or in connection with any information provided or omitted, or from anyone acting or refraining to act in reliance on this information. The trademarks listed below are trademarks of ASX. Where a mark is indicated as a registered mark it is registered in Australia and may also be registered in other countries. Nothing contained in this document should be construed as being any license or right of use of any trade mark contained within the document. ASX Trade24®. © Copyright 2020