

Grains Focus

Monthly update on the Australian grains market



February, 2021

ASX EC PRICE (Mar21 EXPIRY) AND AGGREGATE TRADED VOLUME (Monthly)



Source: Bloomberg

Start Date 20210101

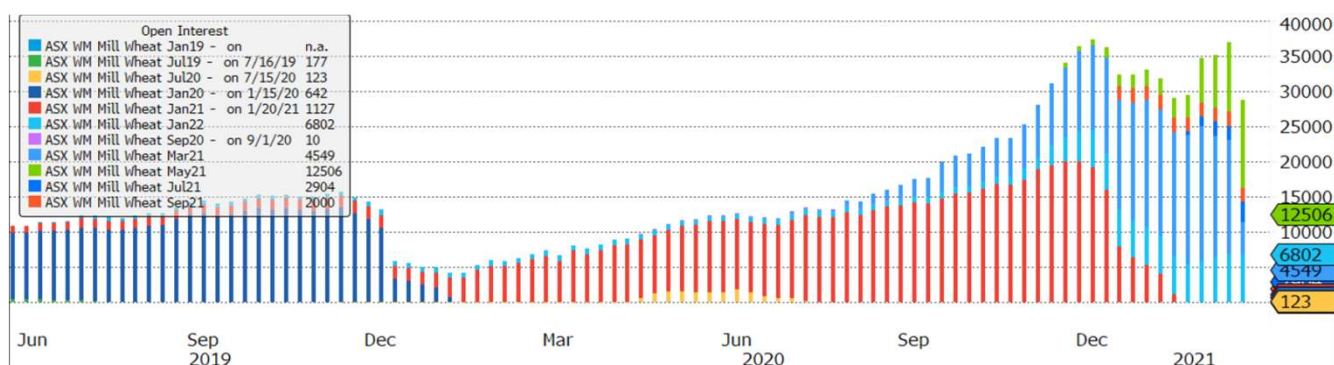
End Date 20210131

SHORT_NAME	QUOTE_UNITS	FUT_MONTH_YR	1M_OPEN	1M_HIGH	1M_LOW	1M_CLOSE	Chg	%Chng	OPEN_INT
ASX WM Mill Wheat Mar21	AUD/MT	MAR 21	298.00	301	292	296	-2.00	-0.671	4549
ASX WM Mill Wheat May21	AUD/MT	MAY 21	306.00	306	296.5	301.5	-4.50	-1.471	12506
ASX WM Mill Wheat Jan22	AUD/MT	JAN 22	311.50	312	301.5	307	-4.50	-1.445	6802
ASX WA Mill Wheat Mar21	AUD/MT	MAR 21	322.00	322	322	322	0.00	0.000	0
FEED BARLEY FUT Mar21	AUD/MT	MAR 21	247.50	247.5	235.5	238.5	-9.00	-3.636	541
FEED BARLEY FUT May21	AUD/MT	MAY 21	251.00	251	241.5	242	-9.00	-3.586	1557
FEED BARLEY FUT Jan22	AUD/MT	JAN 22	255.00	257	241.2	243	-12.00	-4.706	50
WHEAT FUTURE(CBT) May21	USd/bu.	MAY 21	661.75	688.5	628.5	660.25	-1.50	-0.227	190317
KC HRW WHEAT FUT May21	USd/bu.	MAY 21	641.50	664	608.25	633.75	-7.75	-1.208	117354
RED WHEAT FUT MGE May21	USd/bu.	MAY 21	642.75	658.75	619.75	638.75	-4.00	-0.622	36807
MILL WHEAT EURO May21	EUR/MT	MAY 21	224.25	233.75	216	229.5	5.25	2.341	175088
CORN FUTURE May21	USd/bu.	MAY 21	549.25	572	523.25	547.5	-1.75	-0.319	773416
SOYBEAN FUTURE May21	USd/bu.	MAY 21	1372.00	1445.75	1336.75	1404.25	32.25	2.351	356581
AUD-USD X-RATE		Spot	0.7694	0.7802	0.7644	0.7621	-0.01	-0.949	

Source: Bloomberg

OPEN INTEREST SUMMARY

ASX EAST COAST WHEAT OPEN INTEREST (Weekly)



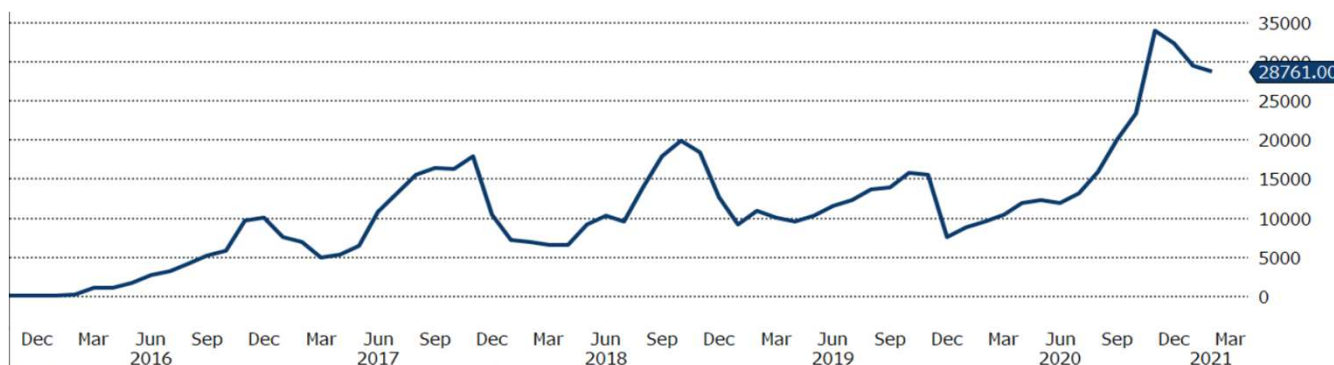
Source: Bloomberg

SHORT_NAME	OI beginning	OI ending	Monthly Chg	% Chg
ASX WM Mill Wheat Sep20	0	0	0	0.00
ASX WM Mill Wheat Jan21	0	0	0	0.00
ASX WM Mill Wheat Mar21	18232	4549	-13683	-75.05
ASX WM Mill Wheat May21	3176	12506	9330	293.77
ASX WM Mill Wheat Jan22	5454	6802	1348	24.72

ASX WM Mill Wheat Jan23 0 0 0 0.00

Source:Bloomberg

ASX EC AGGREGATE OPEN INTEREST (Monthly)



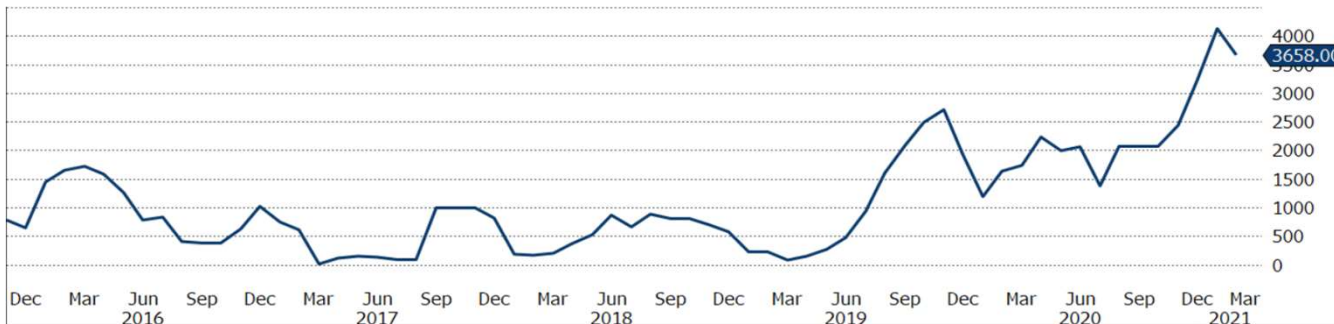
Source:Bloomberg

ASX BARLEY

SHORT_NAME	OPEN_INT
FEED BARLEY FUT Mar21	541
FEED BARLEY FUT May21	1557
FEED BARLEY FUT Jul21	1510
FEED BARLEY FUT Sep21	0
FEED BARLEY FUT Nov21	0
FEED BARLEY FUT Jan22	50

Source:Bloomberg

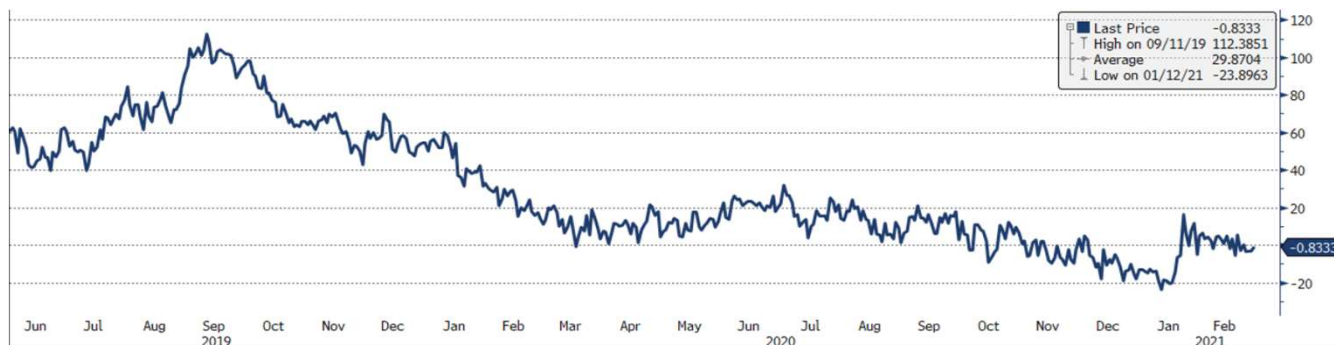
ASX BARLEY AGGREGATE OPEN INTEREST (Monthly)



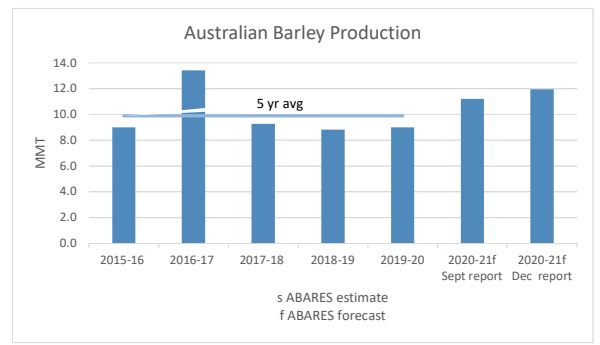
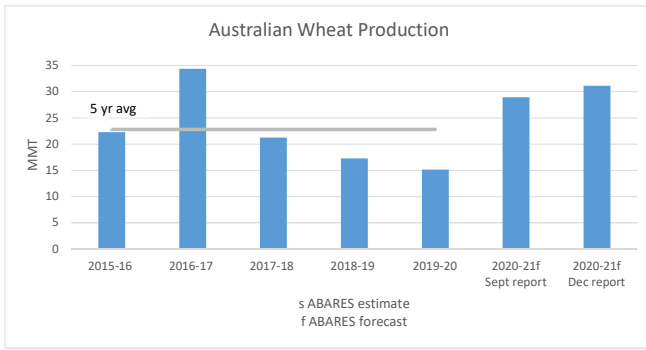
ASX GRAIN SPREAD

Historically global grain markets are closely correlated, recently ASX Wheat prices have risen whilst other markets remained level.

ASX JAN WHEAT minus CBOT DEC WHEAT (AUD/MT)





Source:Bloomberg



Source: ABARES 2015 , Australian crop report, Australian Bureau of Agricultural and Resource Economics and Services, Canberra, December, CC by 3.0 licensed under a Creative Commons Attribution 3.0 Australia License available from <http://creativecommons.org/licenses/by/3.0/au/legalcode>

Further Information

Email grainfutures@asx.com.au
 Visit asx.com.au/grainfutures
 Live Market Prices asxgrains.com.au

 Follow us @ASX
 Follow us on LinkedIn

This document provides general information only and may be subject to change at any time without notice. ASX Pty Limited ABN 42 004 523 782. All rights reserved 2020. Operations Pty Limited (ABN 42 004 523 782) and its related bodies corporate ('ASX') make no representation or warranty with respect to the accuracy, reliability or completeness of this information. To the extent permitted by law, ASX and its employees, officers and contractors shall not be liable for any loss or damage arising in any way, including by way of negligence, from or in connection with any information provided or omitted, or from anyone acting or refraining to act in reliance on this information. The trademarks listed below are trademarks of ASX. Where a mark is indicated as a registered mark it is registered in Australia and may also be registered in other countries. Nothing contained in this document should be construed as being any license or right of use of any trade mark contained within the document. ASX Trade24®. © Copyright 2020