

# Grains Focus

## Monthly update on the Australian grains market



January, 2021

ASX EC PRICE (Jan21 EXPIRY) AND AGGREGATE TRADED VOLUME (Monthly)



Source: Bloomberg

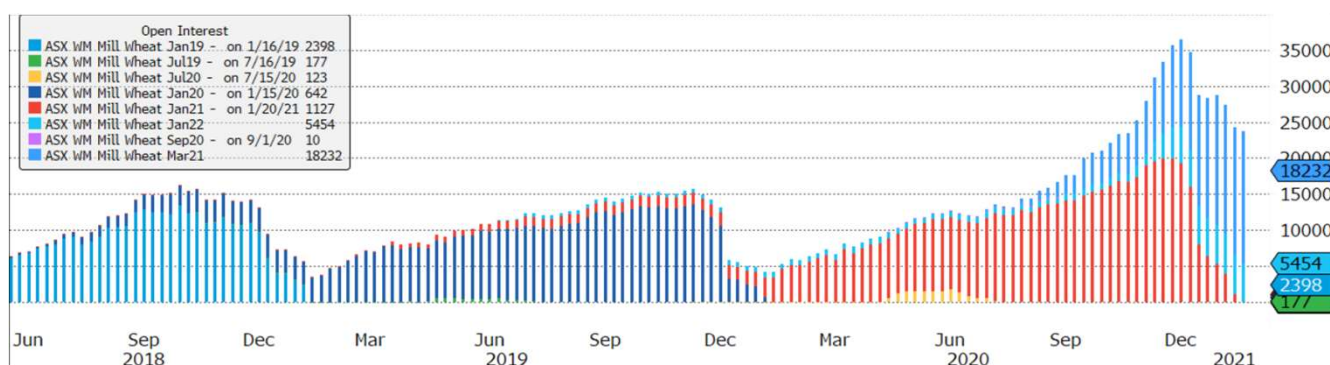
Start Date 20210101  
End Date 20210131

SHORT_NAME	QUOTE_UNITS	FUT_MONTH_YR	1M_OPEN	1M_HIGH	1M_LOW	1M_CLOSE	Chg	%Chng	OPEN_INT
ASX WM Mill Wheat Mar21	AUD/MT	MAR 21	300.00	308	290.5	299	-1.00	-0.333	18232
ASX WM Mill Wheat May21	AUD/MT	MAY 21	302.50	311.5	294.8	299	-3.50	-1.157	3176
ASX WM Mill Wheat Jan22	AUD/MT	JAN 22	319.00	321.5	305	305	-14.00	-4.389	5454
ASX WA Mill Wheat Mar21	AUD/MT	MAR 21	322.00	322	322	322	0.00	0.000	0
FEED BARLEY FUT Mar21	AUD/MT	MAR 21	240.00	247.5	233.3	247.5	7.50	3.125	1763
FEED BARLEY FUT May21	AUD/MT	MAY 21	244.00	251	236.5	251	7.00	2.869	1032
FEED BARLEY FUT Jan22	AUD/MT	JAN 22	249.50	256.6	248	256.5	7.00	2.806	50
WHEAT FUTURE(CBT) Mar21	USd/bu.	MAR 21	643.00	693	624.25	663	20.00	3.110	169649
KC HRW WHEAT FUT Mar21	USd/bu.	MAR 21	605.00	660	587.25	638	33.00	5.455	96562
RED WHEAT FUT MGE Mar21	USd/bu.	MAR 21	598.50	653.5	593.25	633.5	35.00	5.848	35252
MILL WHEAT EURO Mar21	EUR/MT	MAR 21	215.50	240.25	213.5	277	61.50	28.538	187851
CORN FUTURE Mar21	USd/bu.	MAR 21	487.25	553.75	479.5	547	59.75	12.263	646038
SOYBEAN FUTURE Mar21	USd/bu.	MAR 21	1319.25	1436.5	1298	1370	50.75	3.847	305397
AUD-USD X-RATE	Spot		0.7694	0.7802	0.7644	0.7439	-0.03	-3.314	

Source: Bloomberg

### OPEN INTEREST SUMMARY

#### ASX EAST COAST WHEAT OPEN INTEREST (Weekly)



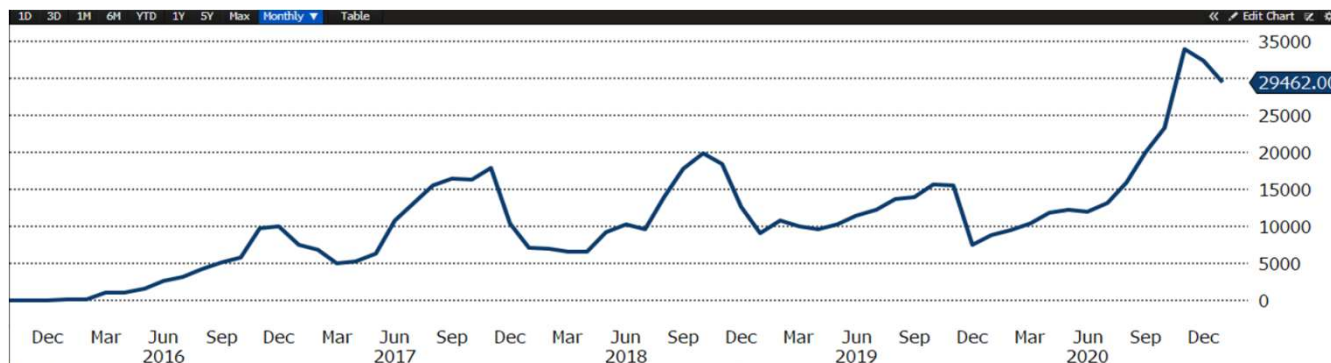
Source: Bloomberg

SHORT_NAME	OI beginning	OI ending	Monthly Chg	% Chg
ASX WM Mill Wheat Sep20	0	0	0	0.00
ASX WM Mill Wheat Jan21	0	0	0	0.00
ASX WM Mill Wheat Mar21	16749	18232	1483	8.85
ASX WM Mill Wheat May21	2003	3176	1173	0.00
ASX WM Mill Wheat Jan22	5218	5454	236	4.52

ASX WM Mill Wheat Jan23 0 0 0 0.00

Source:Bloomberg

**ASX EC AGGREGATE OPEN INTEREST (Monthly)**



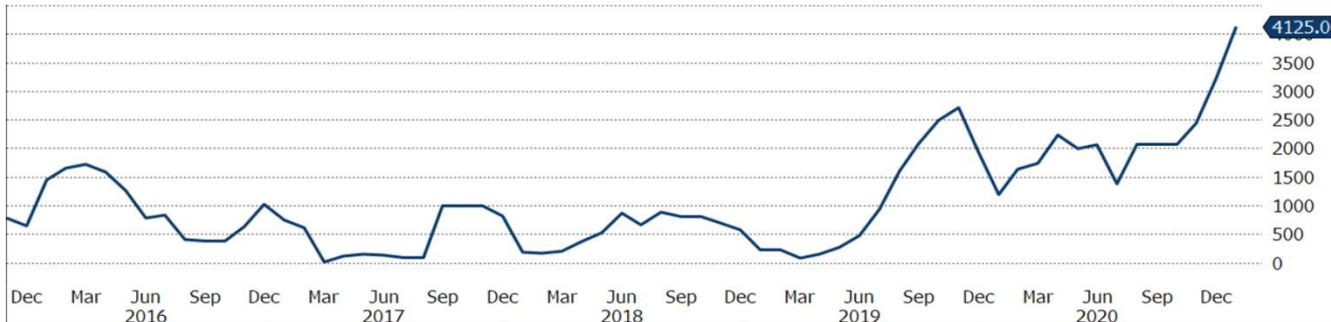
Source:Bloomberg

**ASX BARLEY**

SHORT_NAME	OPEN_INT
FEED BARLEY FUT Mar21	1763
FEED BARLEY FUT May21	1032
FEED BARLEY FUT Jul21	1280
FEED BARLEY FUT Sep21	0
FEED BARLEY FUT Nov21	0
FEED BARLEY FUT Jan22	50

Source:Bloomberg

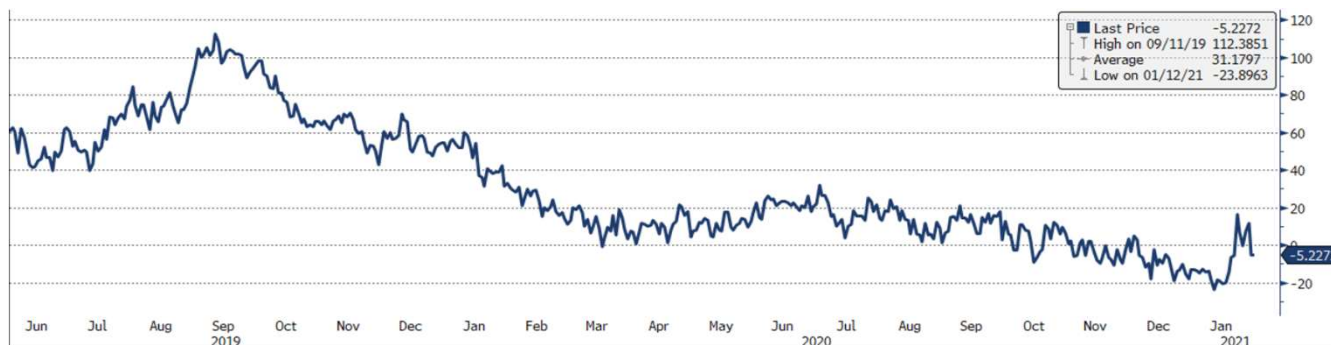
**ASX BARLEY AGGREGATE OPEN INTEREST (Monthly)**



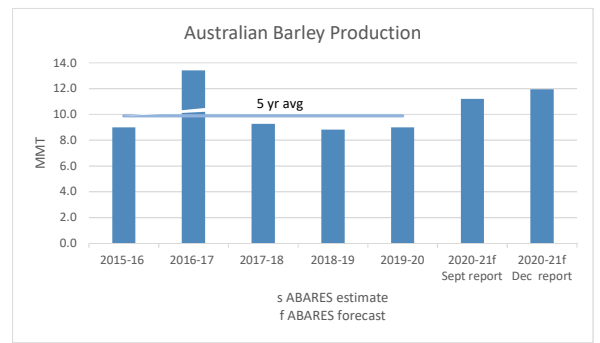
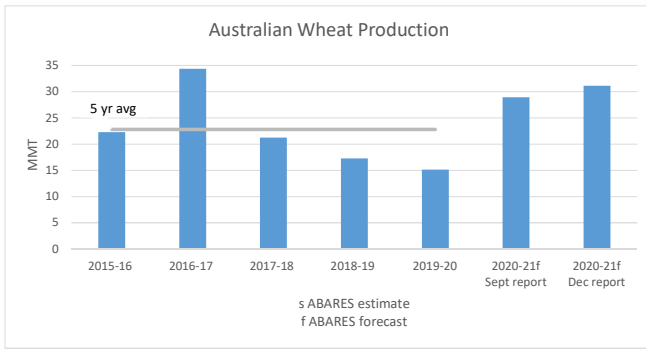
**ASX GRAIN SPREAD**

Historically global grain markets are closely correlated, recently ASX Wheat prices have risen whilst other markets remained level.

**ASX JAN WHEAT minus CBOT DEC WHEAT (AUD/MT)**



Source:Bloomberg



Source: ABARES 2015 , Australian crop report, Australian Bureau of Agricultural and Resource Economics and Services, Canberra, December, CC by 3.0 licensed under a Creative Commons Attribution 3.0 Australia License available from <http://creativecommons.org/licenses/by/3.0/au/legalcode>

### Further Information

Email [grainfutures@asx.com.au](mailto:grainfutures@asx.com.au)  
 Visit [asx.com.au/grainfutures](http://asx.com.au/grainfutures)  
 Live Market Prices [asxgrains.com.au](http://asxgrains.com.au)



Follow us @ASX  
 Follow us on LinkedIn

This document provides general information only and may be subject to change at any time without notice. ASX Pty Limited ABN 42 004 523 782. All rights reserved 2020. Operations Pty Limited (ABN 42 004 523 782) and its related bodies corporate ('ASX') make no representation or warranty with respect to the accuracy, reliability or completeness of this information. To the extent permitted by law, ASX and its employees, officers and contractors shall not be liable for any loss or damage arising in any way, including by way of negligence, from or in connection with any information provided or omitted, or from anyone acting or refraining to act in reliance on this information. The trademarks listed below are trademarks of ASX. Where a mark is indicated as a registered mark it is registered in Australia and may also be registered in other countries. Nothing contained in this document should be construed as being any license or right of use of any trade mark contained within the document. ASX Trade24®. © Copyright 2020