

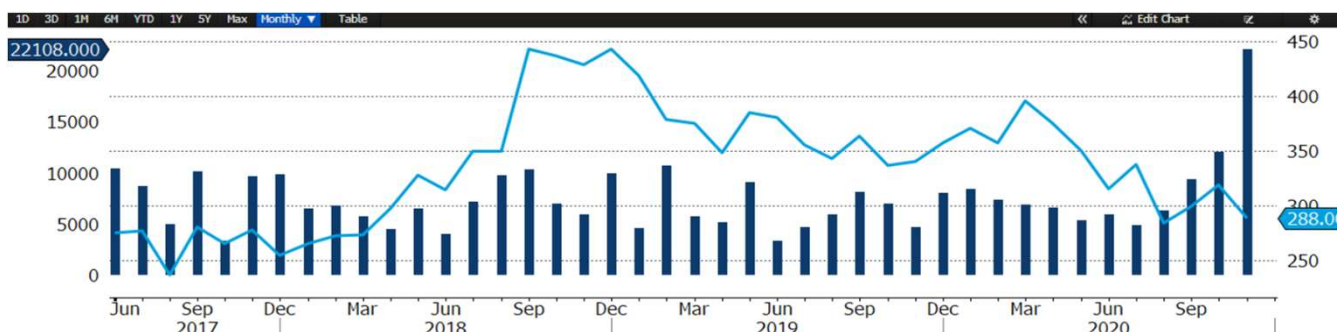
Grains Focus

Monthly update on the Australian grains market



November, 2020

ASX EC PRICE (Jan21 EXPIRY) AND AGGREGATE TRADED VOLUME (Monthly)



Source: Bloomberg

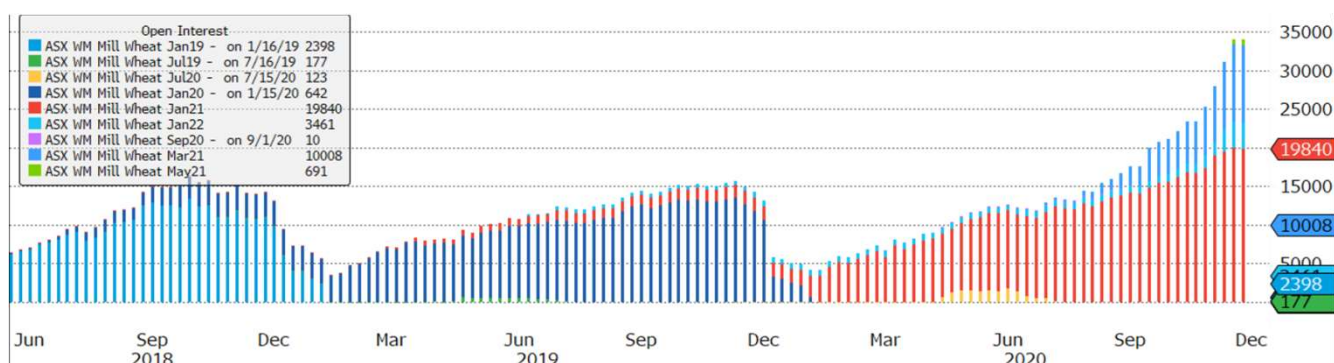
Start Date 20201101
End Date 20201130

SHORT_NAME	QUOTE_UNITS	FUT_MONTH_YR	1M OPEN	1M HIGH	1M LOW	1M CLOSE	Chg	%Chng	OPEN_INT
ASX WM Mill Wheat Jan21	AUD/MT	JAN 21	319.00	319	286	288	-31.00	-9.718	19840
ASX WM Mill Wheat Mar21	AUD/MT	MAR 21	319.00	320	292	292.5	-26.50	-8.307	10008
ASX WM Mill Wheat Jan22	AUD/MT	JAN 22	332.60	332.6	309	309	-23.60	-7.096	3461
ASX WA Mill Wheat Jan21	AUD/MT	JAN 21	320.00	320	320	320	0.00	0.000	0
FEED BARLEY FUT Jan21	AUD/MT	JAN 21	240.00	240	221.5	221.5	-18.50	-7.708	1542
FEED BARLEY FUT Mar21	AUD/MT	MAR 21	242.00	242	225	225	-17.00	-7.025	900
FEED BARLEY FUT Jan22	AUD/MT	JAN 22	257.00	257	242.5	245	-12.00	-4.669	0
WHEAT FUTURE(CBT) Dec20	USD/bu.	DEC 20	593.25	626.25	579.5	580.25	-13.00	-2.191	1191
KC HRW WHEAT FUT Dec20	USD/bu.	DEC 20	537.25	581	535.5	545.75	8.50	1.582	627
RED WHEAT FUT MGE Dec20	USD/bu.	DEC 20	550.25	571.75	537.75	534.5	-15.75	-2.862	702
MILL WHEAT EURO Dec20	EUR/MT	DEC 20	204.50	213.75	202.75	210.25	5.75	2.812	34248
CORN FUTURE Dec20	USD/bu.	DEC 20	396.00	430.5	393	419.75	23.75	5.997	18632
SOYBEAN FUTURE Jan21	USD/bu.	JAN 21	1054.50	1200	1045	1168.5	114.00	10.811	316839
AUD-USD X-RATE		Spot	0.7029	0.7387	0.7055	0.7055	0.00	0.370	

Source: Bloomberg

OPEN INTEREST SUMMARY

ASX EAST COAST WHEAT OPEN INTEREST (Weekly)



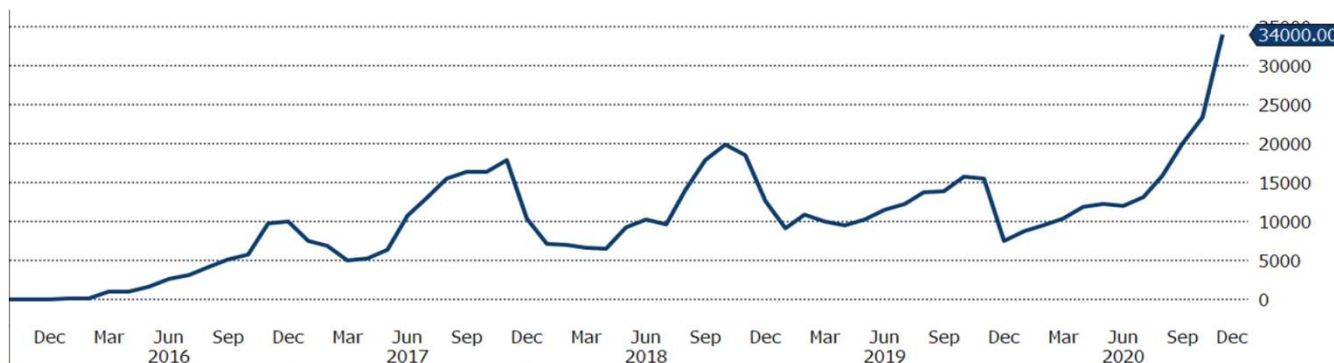
Source: Bloomberg

SHORT_NAME	OI beginning	OI ending	Monthly Chg	% Chg
ASX WM Mill Wheat Sep20	0	0	0	0.00
ASX WM Mill Wheat Jan21	16624	19840	3216	19.35
ASX WM Mill Wheat Mar21	4452	10008	5556	124.80
ASX WM Mill Wheat May21	0	691	691	0.00
ASX WM Mill Wheat Jan22	1138	3461	2323	204.13

ASX WM Mill Wheat Jan23 0 0 0 0.00

Source:Bloomberg

ASX EC AGGREGATE OPEN INTEREST (Monthly)



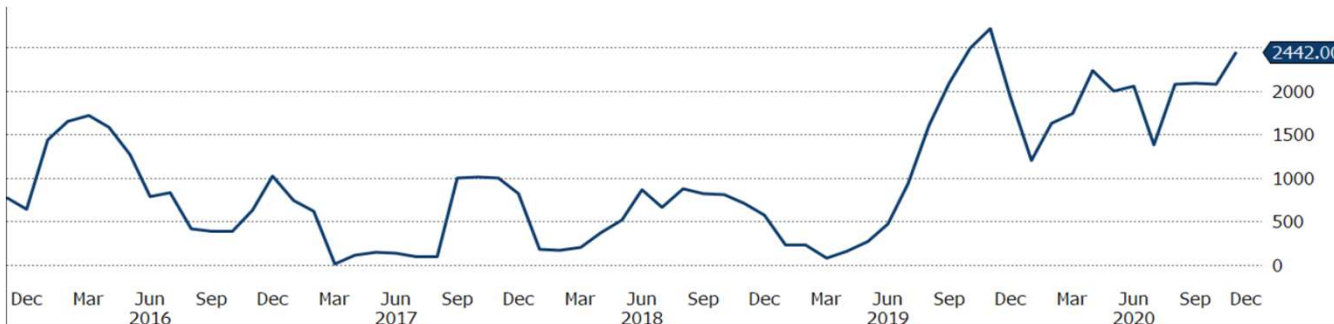
Source:Bloomberg

ASX BARLEY

SHORT_NAME	OPEN_INT
FEED BARLEY FUT Sep20	0
FEED BARLEY FUT Nov20	0
FEED BARLEY FUT Jan21	1542
FEED BARLEY FUT Mar21	900
FEED BARLEY FUT May21	0
FEED BARLEY FUT Jan22	0

Source:Bloomberg

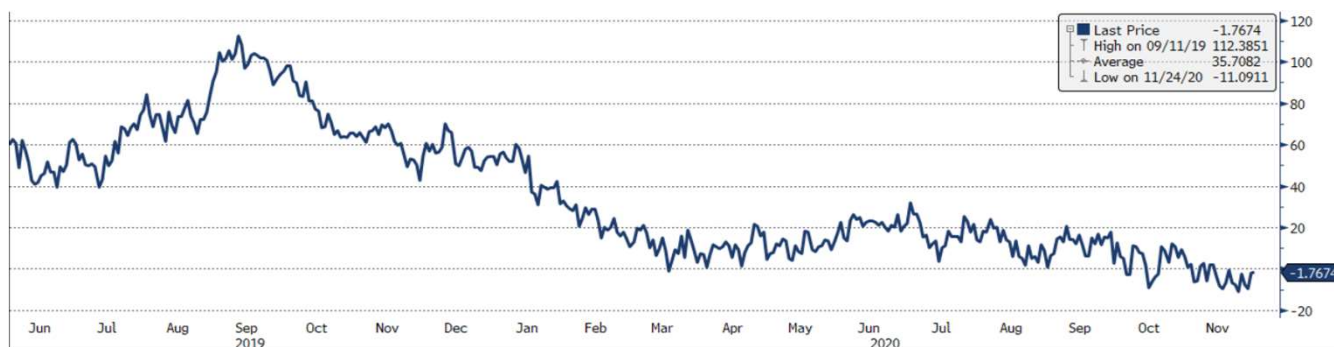
ASX BARLEY AGGREGATE OPEN INTEREST (Monthly)



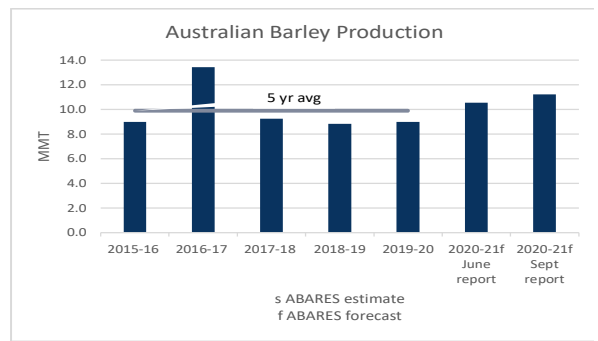
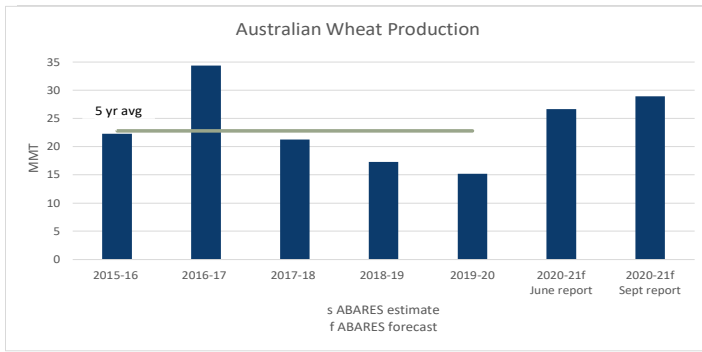
ASX GRAIN SPREAD

Historically global grain markets are closely correlated, recently ASX Wheat prices have risen whilst other markets remained level.

ASX JAN WHEAT minus CBOT DEC WHEAT (AUD/MT)





Source:Bloomberg



Source: ABARES 2015 , Australian crop report, Australian Bureau of Agricultural and Resource Economics and Services, Canberra, December, CC by 3.0 licensed under a Creative Commons Attribution 3.0 Australia License available from <http://creativecommons.org/licenses/by/3.0/au/legalcode>

Further Information

Email grainfutures@asx.com.au
 Visit asx.com.au/grainfutures
 Live Market Prices asxgrains.com.au

 Follow us @ASX
 Follow us on LinkedIn

This document provides general information only and may be subject to change at any time without notice. ASX Pty Limited ABN 42 004 523 782. All rights reserved 2020. Operations Pty Limited (ABN 42 004 523 782) and its related bodies corporate ('ASX') make no representation or warranty with respect to the accuracy, reliability or completeness of this information. To the extent permitted by law, ASX and its employees, officers and contractors shall not be liable for any loss or damage arising in any way, including by way of negligence, from or in connection with any information provided or omitted, or from anyone acting or refraining to act in reliance on this information. The trademarks listed below are trademarks of ASX. Where a mark is indicated as a registered mark it is registered in Australia and may also be registered in other countries. Nothing contained in this document should be construed as being any license or right of use of any trade mark contained within the document. ASX Trade24®. © Copyright 2020