

Grains Focus

Monthly update on the Australian grains market



August, 2020

ASX EC PRICE (Sept20 EXPIRY) AND AGGREGATE TRADED VOLUME (Monthly)



Source: Bloomberg

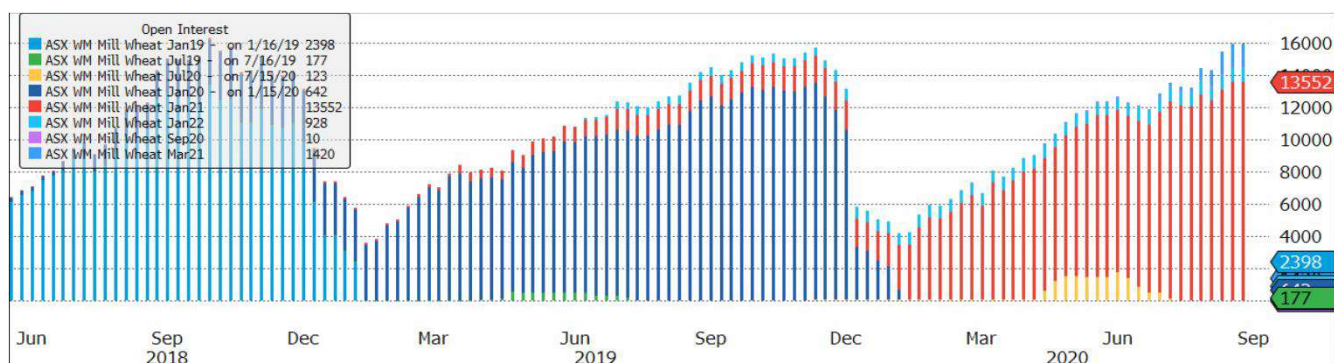
Start Date 20200801
End Date 20200831

SHORT_NAME	QUOTE_UNITS	FUT_MONTH_YR	1M_OPEN	1M_HIGH	1M_LOW	1M_CLOSE	Chg	%Chng	OPEN_INT
ASX WM Mill Wheat Sep20	AUD/MT	SEP 20	337.50	337.5	280	284	-53.50	-15.852	20
ASX WM Mill Wheat Jan21	AUD/MT	JAN 21	286.00	286	272	284	-2.00	-0.699	13552
ASX WM Mill Wheat Jan22	AUD/MT	JAN 22	303.00	303.5	287.5	297	-6.00	-1.980	928
ASX WA Mill Wheat Jan21	AUD/MT	JAN 21	320.00	320	320	320	0.00	0.000	0
FEED BARLEY FUT Sep20	AUD/MT	SEP 20	257.50	257.5	225	225	-32.50	-12.621	50
FEED BARLEY FUT Jan21	AUD/MT	JAN 21	230.50	230.5	212.5	217	-13.50	-5.857	1675
FEED BARLEY FUT Jan22	AUD/MT	JAN 22	247.00	247	225	230.5	-16.50	-6.680	0
WHEAT FUTURE(CBT) Sep20	USd/bu.	SEP 20	527.00	551.75	488	539.25	12.25	2.324	528
KC HRW WHEAT FUT Sep20	USd/bu.	SEP 20	438.50	477	409.75	470.5	32.00	7.298	654
RED WHEAT FUT MGE Sep20	USd/bu.	SEP 20	510.50	529.75	490.5	518.5	8.00	1.567	1692
MILL WHEAT EURO Sep20	EUR/MT	SEP 20	181.75	189.75	176.75	181.75	0.00	0.000	15726
CORN FUTURE Sep20	USd/bu.	SEP 20	315.00	353	307.25	348.5	33.50	10.635	5638
SOYBEAN FUTURE Sep20	USd/bu.	SEP 20	890.25	967	863.25	951.25	61.00	6.852	1206
AUD-USD X-RATE		Spot	0.7194	0.7376	0.7124	0.6418	-0.08	-10.787	

Source: Bloomberg

OPEN INTEREST SUMMARY

ASX EAST COAST WHEAT OPEN INTEREST (Weekly)



Source: Bloomberg

SHORT_NAME	OI beginning	OI ending	Monthly Chg	% Chg
ASX WM Mill Wheat Sep20	0	0	0	0.00
ASX WM Mill Wheat Jan21	12025	13552	1527	12.70
ASX WM Mill Wheat Mar21	1420	1420	0	0.00
ASX WM Mill Wheat May21	0	0	0	0.00
ASX WM Mill Wheat Jan22	928	928	0	0.00

ASX WM Mill Wheat Jan23 0 0 0 0.00

Source:Bloomberg

ASX EC AGGREGATE OPEN INTEREST (Monthly)



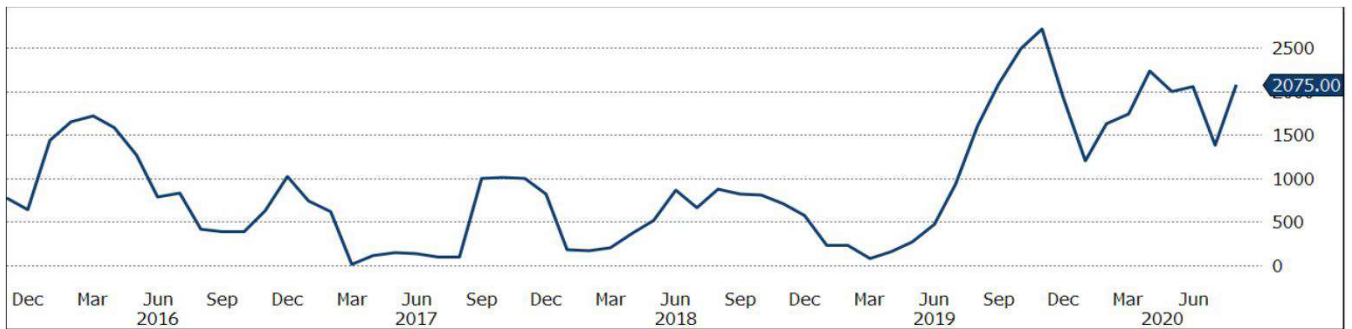
Source:Bloomberg

ASX BARLEY

SHORT_NAME	OPEN_INT
FEED BARLEY FUT Sep20	50
FEED BARLEY FUT Nov20	0
FEED BARLEY FUT Jan21	1675
FEED BARLEY FUT Mar21	350
FEED BARLEY FUT May21	0
FEED BARLEY FUT Jan22	0

Source:Bloomberg

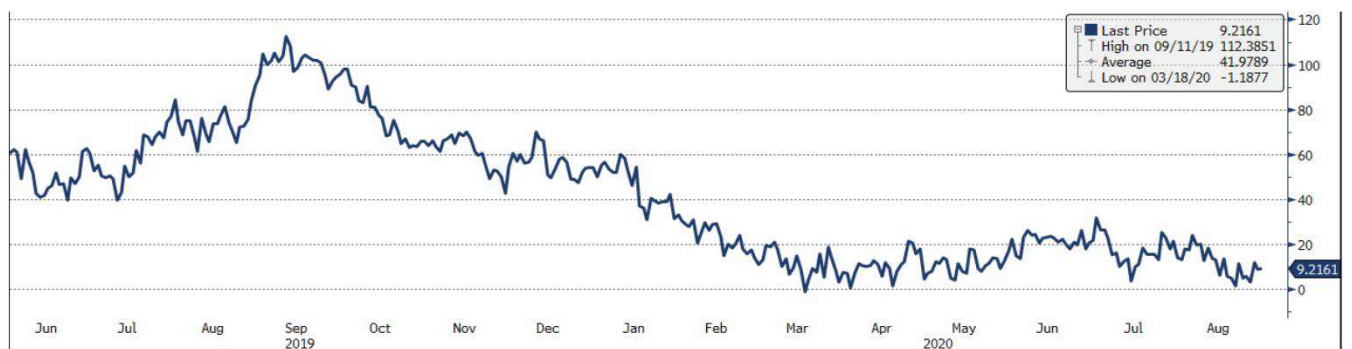
ASX BARLEY AGGREGATE OPEN INTEREST (Monthly)



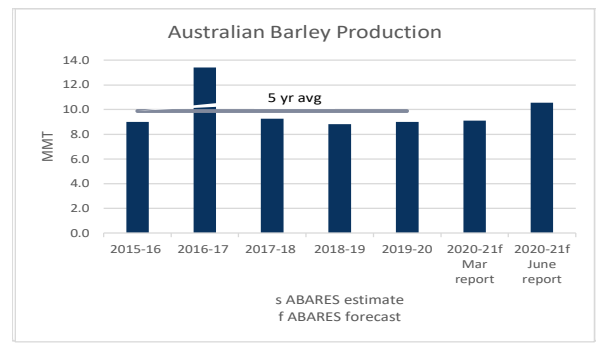
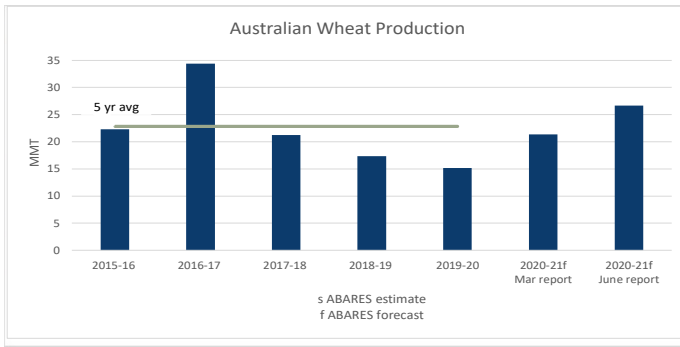
ASX GRAIN SPREAD

Historically global grain markets are closely correlated, recently ASX Wheat prices have risen whilst other markets remained level.

ASX JAN WHEAT minus CBOT DEC WHEAT (AUD/MT)





Source:Bloomberg



Source: ABARES 2015 , Australian crop report, Australian Bureau of Agricultural and Resource Economics and Services, Canberra, December, CC by 3.0 licensed under a Creative Commons Attribution 3.0 Australia License available from <http://creativecommons.org/licenses/by/3.0/au/legalcode>

Further Information

Email grainfutures@asx.com.au
 Visit asx.com.au/grainfutures
 Live Market Prices asxgrains.com.au

 Follow us @ASX
 Follow us on LinkedIn

This document provides general information only and may be subject to change at any time without notice. ASX Pty Limited ABN 42 004 523 782. All rights reserved 2020. Operations Pty Limited (ABN 42 004 523 782) and its related bodies corporate ('ASX') make no representation or warranty with respect to the accuracy, reliability or completeness of this information. To the extent permitted by law, ASX and its employees, officers and contractors shall not be liable for any loss or damage arising in any way, including by way of negligence, from or in connection with any information provided or omitted, or from anyone acting or refraining to act in reliance on this information. The trademarks listed below are trademarks of ASX. Where a mark is indicated as a registered mark it is registered in Australia and may also be registered in other countries. Nothing contained in this document should be construed as being any license or right of use of any trade mark contained within the document. ASX Trade24®. © Copyright 2020