

Grains Focus

Monthly update on the Australian grains market



June, 2020

ASX EC PRICE (July20 EXPIRY) AND AGGREGATE TRADED VOLUME (Monthly)



Source:Bloomberg

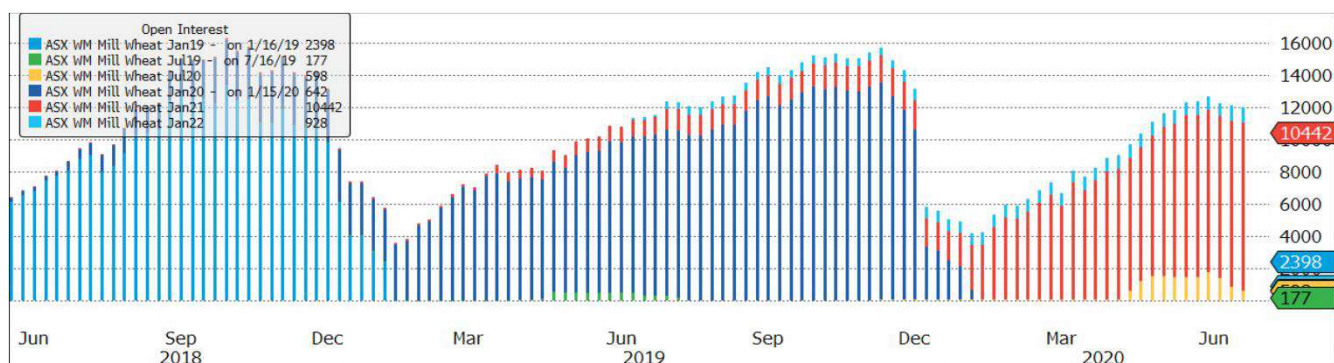
Start Date 20200601
End Date 20200630

SHORT_NAME	QUOTE_UNITS	FUT_MONTH_YR	1M_OPEN	1M_HIGH	1M_LOW	1M_CLOSE	Chg	%Chng	OPEN_INT
ASX WM Mill Wheat Jul20	AUD/MT	JUL 20	347.00	347	315	315	-32.00	-9.222	598
ASX WM Mill Wheat Jan21	AUD/MT	JAN 21	302.50	305	281.5	286	-16.50	-5.455	10442
ASX WM Mill Wheat Jan22	AUD/MT	JAN 22	313.00	319.5	297	300	-13.00	-4.153	928
ASX WA Mill Wheat Jan21	AUD/MT	JAN 21	320.00	320	320	320	0.00	0.000	0
FEED BARLEY FUT Jul20	AUD/MT	JUL 20	243.50	253	230	246	2.50	1.027	715
FEED BARLEY FUT Jan21	AUD/MT	JAN 21	241.00	241	217.5	230.5	-10.50	-4.357	1293
FEED BARLEY FUT Jan22	AUD/MT	JAN 22	252.00	252	228.5	241.5	-10.50	-4.167	0
WHEAT FUTURE(CBT) Jul20	USd/bu.	JUL 20	520.00	529	468.25	490	-30.00	-5.769	1005
KC HRW WHEAT FUT Jul20	USd/bu.	JUL 20	469.75	476.75	416.5	435.5	-34.25	-7.291	638
RED WHEAT FUT MGE Jul20	USd/bu.	JUL 20	525.00	529.75	494	525	0.00	0.000	1570
MILL WHEAT EURO Sep20	EUR/MT	SEP 20	188.00	188.75	175.75	180.5	-7.50	-3.989	121300
CORN FUTURE Jul20	USd/bu.	JUL 20	325.50	342	342	338.5	13.00	3.994	7393
SOYBEAN FUTURE Jul20	USd/bu.	JUL 20	843.50	891	834	884.25	40.75	4.831	3397
AUD-USD X-RATE	Spot		0.6660	0.7021	0.6798	0.6418	-0.02	-3.634	

Source:Bloomberg

OPEN INTEREST SUMMARY

ASX EAST COAST WHEAT OPEN INTEREST (Weekly)



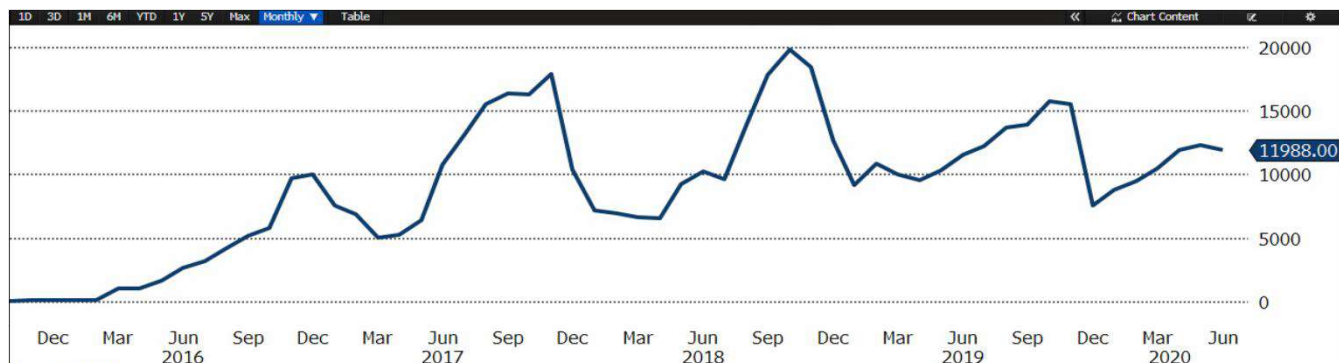
Source:Bloomberg

SHORT_NAME	OI beginning	OI ending	Monthly Chg	% Chg
ASX WM Mill Wheat Mar20	0	0	0	0.00
ASX WM Mill Wheat May20	334	#N/A N/A	#VALUE!	#VALUE!
ASX WM Mill Wheat Jul20	1445	598	-847	-58.62
ASX WM Mill Wheat Sep20	0	0	0	0.00
ASX WM Mill Wheat Jan21	9979	10442	463	4.64

ASX WM Mill Wheat Jan22	828	928	100	12.08
-------------------------	-----	-----	-----	-------

Source:Bloomberg

ASX EC AGGREGATE OPEN INTEREST (Monthly)



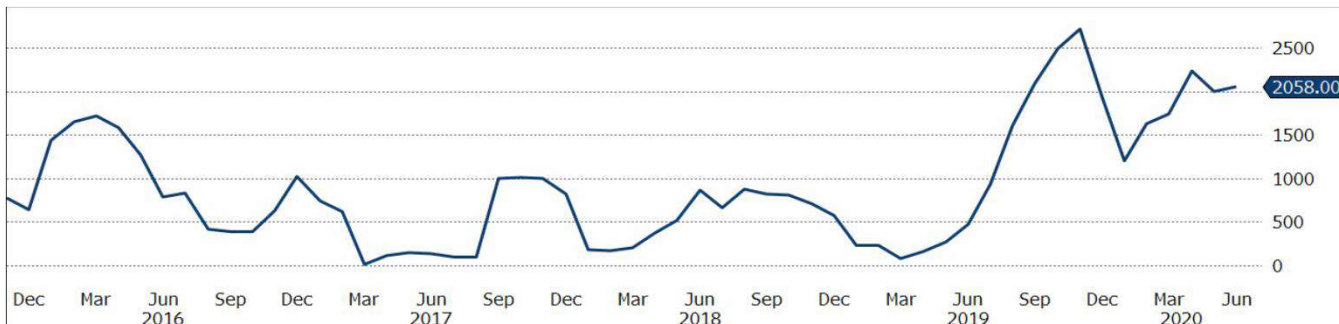
Source:Bloomberg

ASX BARLEY

SHORT_NAME	OPEN_INT
FEED BARLEY FUT Mar20	0
FEED BARLEY FUT May20	0
FEED BARLEY FUT Jul20	715
FEED BARLEY FUT Sep20	50
FEED BARLEY FUT Jan21	1293
FEED BARLEY FUT Jan22	0

Source:Bloomberg

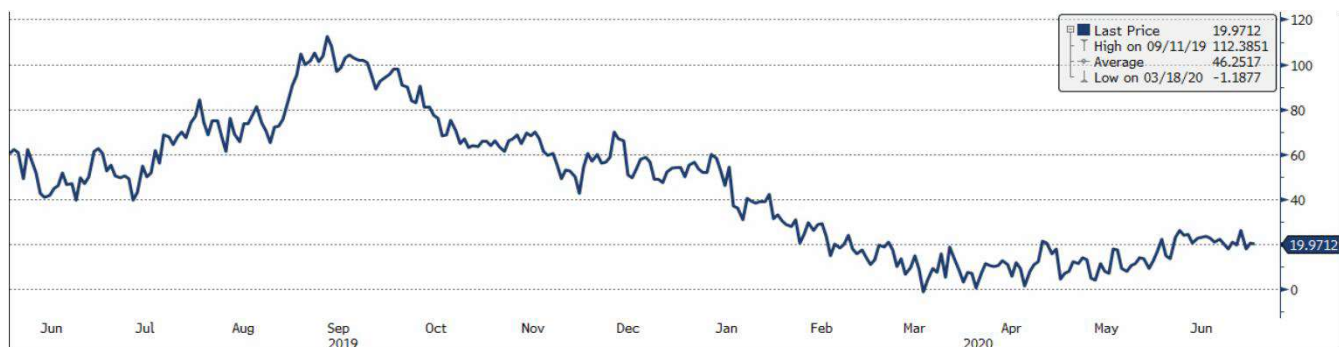
ASX BARLEY AGGREGATE OPEN INTEREST (Monthly)



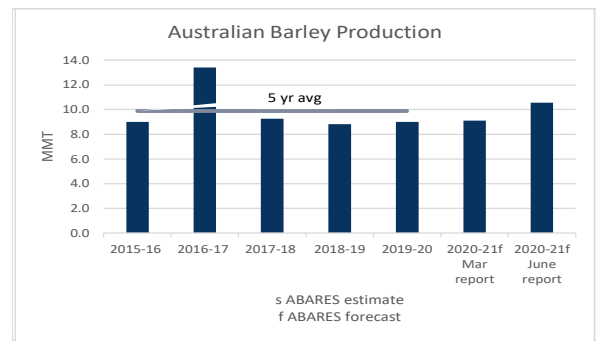
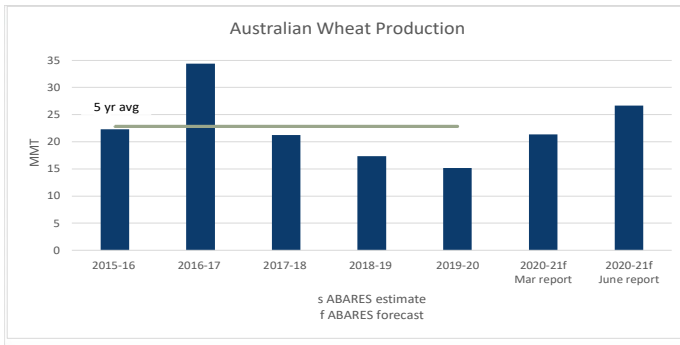
ASX GRAIN SPREAD

Historically global grain markets are closely correlated, recently ASX Wheat prices have risen whilst other markets remained level.

ASX JAN WHEAT minus CBOT DEC WHEAT (AUD/MT)





Source:Bloomberg



Source: ABARES 2015 , Australian crop report, Australian Bureau of Agricultural and Resource Economics and Services, Canberra, December, CC by 3.0 licensed under a Creative Commons Attribution 3.0 Australia License available from <http://creativecommons.org/licenses/by/3.0/au/legalcode>

Further Information

Email grainfutures@asx.com.au
 Visit asx.com.au/grainfutures
 Live Market Prices asxgrains.com.au

 Follow us @ASX
 Follow us on LinkedIn

This document provides general information only and may be subject to change at any time without notice. ASX Pty Limited ABN 42 004 523 782. All rights reserved 2020. Operations Pty Limited (ABN 42 004 523 782) and its related bodies corporate ('ASX') make no representation or warranty with respect to the accuracy, reliability or completeness of this information. To the extent permitted by law, ASX and its employees, officers and contractors shall not be liable for any loss or damage arising in any way, including by way of negligence, from or in connection with any information provided or omitted, or from anyone acting or refraining to act in reliance on this information. The trademarks listed below are trademarks of ASX. Where a mark is indicated as a registered mark it is registered in Australia and may also be registered in other countries. Nothing contained in this document should be construed as being any license or right of use of any trade mark contained within the document. ASX Trade24®. © Copyright 2020