

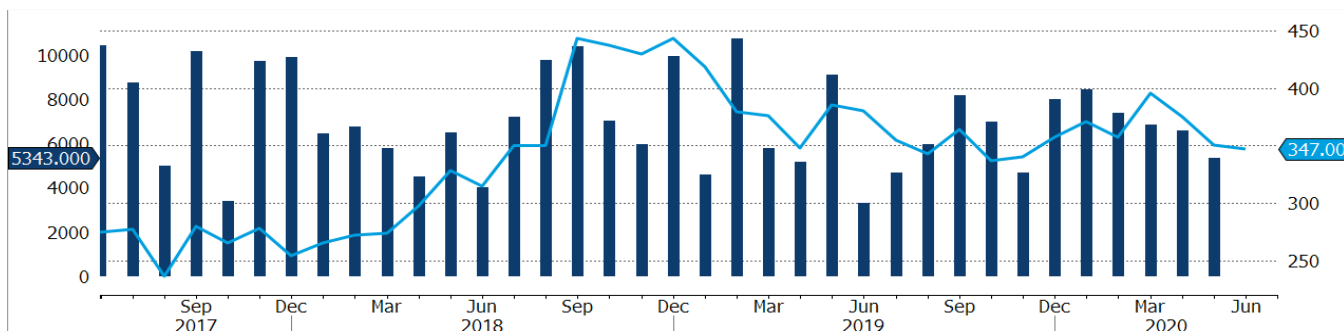
Grains Focus

Monthly update on the Australian grains market



May, 2020

ASX EC PRICE (May20 EXPIRY) AND AGGREGATE TRADED VOLUME (Monthly)



Source:Bloomberg

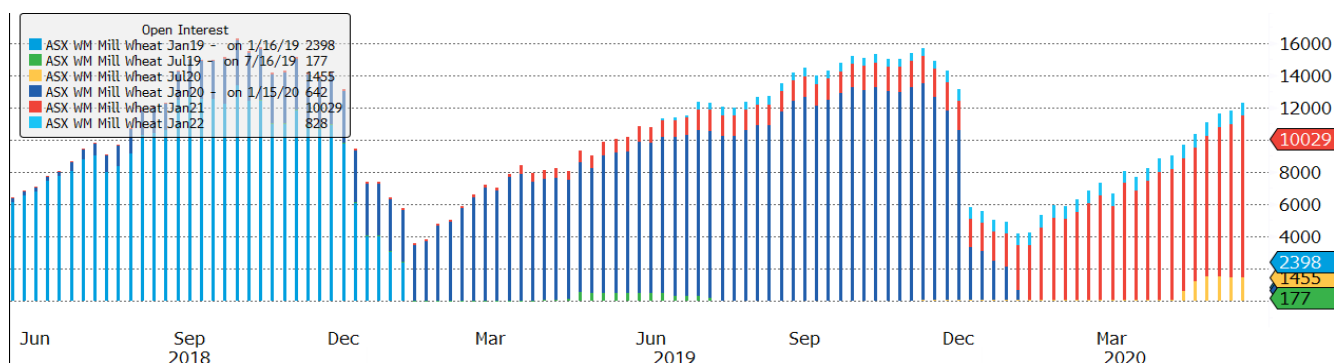
Start Date 20200401
End Date 20200430

SHORT_NAME	QUOTE_UNITS	FUT_MONTH_YR	1M_OPEN	1M_HIGH	1M_LOW	1M_CLOSE	Chg	%Chng	OPEN_INT
ASX WM Mill Wheat Jul20	AUD/MT	JUL 20	375.00	378	346	350	-25.00	-6.667	1455
ASX WM Mill Wheat Jan21	AUD/MT	JAN 21	310.00	323	299	306	-4.00	-1.290	10029
ASX WM Mill Wheat Jan22	AUD/MT	JAN 22	313.00	319	303.3	318	5.00	1.597	828
ASX WA Mill Wheat Jan21	AUD/MT	JAN 21	320.00	320	320	320	0.00	0.000	0
FEED BARLEY FUT Jul20	AUD/MT	JUL 20	296.00	298	243.5	243.5	-52.50	-17.736	700
FEED BARLEY FUT Jan21	AUD/MT	JAN 21	252.00	258	223	243.5	-8.50	-3.373	1293
FEED BARLEY FUT Jan22	AUD/MT	JAN 22	270.70	272.2	234.5	254.5	-16.20	-5.984	0
WHEAT FUTURE(CBT) Jul20	USd/bu.	JUL 20	522.50	528	493.75	520.75	-1.75	-0.335	205139
KC HRW WHEAT FUT Jul20	USd/bu.	JUL 20	487.50	488.5	438.75	470.5	-17.00	-3.487	128187
RED WHEAT FUT MGE Jul20	USd/bu.	JUL 20	515.00	527.75	502	525	10.00	1.942	36630
MILL WHEAT EURO Sep20	EUR/MT	SEP 20	182.50	190.25	182	188.25	5.75	3.151	119180
CORN FUTURE Jul20	USd/bu.	JUL 20	319.50	330.75	312.25	325.75	6.25	1.956	590667
SOYBEAN FUTURE Jul20	USd/bu.	JUL 20	854.50	861.25	828.5	840.75	-13.75	-1.609	300380
AUD-USD X-RATE		Spot	0.6131	0.6557	0.5997	0.6418	0.03	4.681	

Source:Bloomberg

OPEN INTEREST SUMMARY

ASX EAST COAST WHEAT OPEN INTEREST (Weekly)



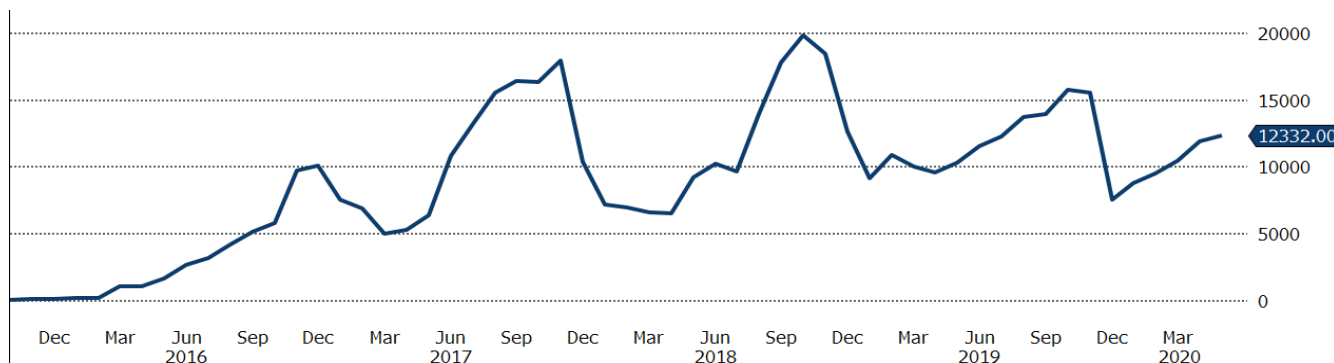
Source:Bloomberg

SHORT_NAME	OI beginning	OI ending	Monthly Chg	% Chg
ASX WM Mill Wheat Mar20	0	0	0	0.00
ASX WM Mill Wheat May20	2737	1548	-1189	-43.44
ASX WM Mill Wheat Jul20	50	1070	1020	2040.00
ASX WM Mill Wheat Sep20	0	0	0	0.00
ASX WM Mill Wheat Jan21	6792	8408	1616	23.79

ASX WM Mill Wheat Jan22 | 828 | 878 | 50 | 6.04

Source:Bloomberg

ASX EC AGGREGATE OPEN INTEREST (Monthly)



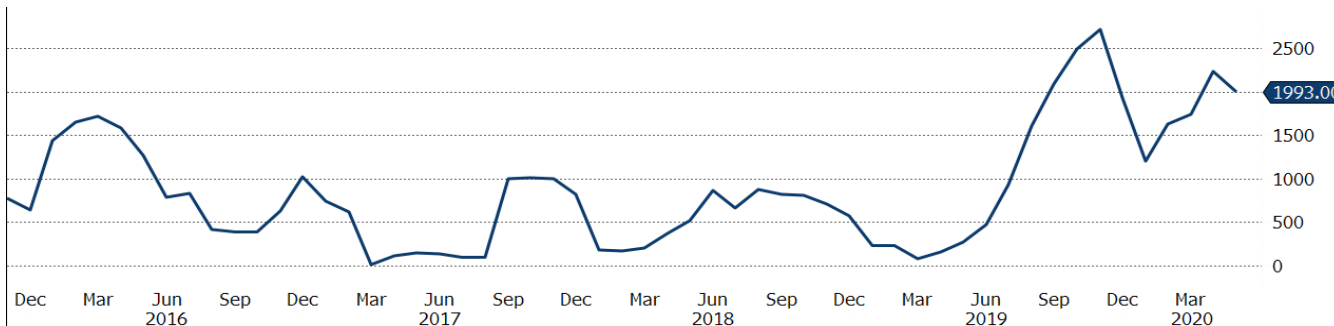
Source:Bloomberg

ASX BARLEY

SHORT_NAME	OPEN_INT
FEED BARLEY FUT Mar20	0
FEED BARLEY FUT May20	#N/A Field Not Applicable
FEED BARLEY FUT Jul20	700
FEED BARLEY FUT Sep20	0
FEED BARLEY FUT Jan21	1293
FEED BARLEY FUT Jan22	0

Source:Bloomberg

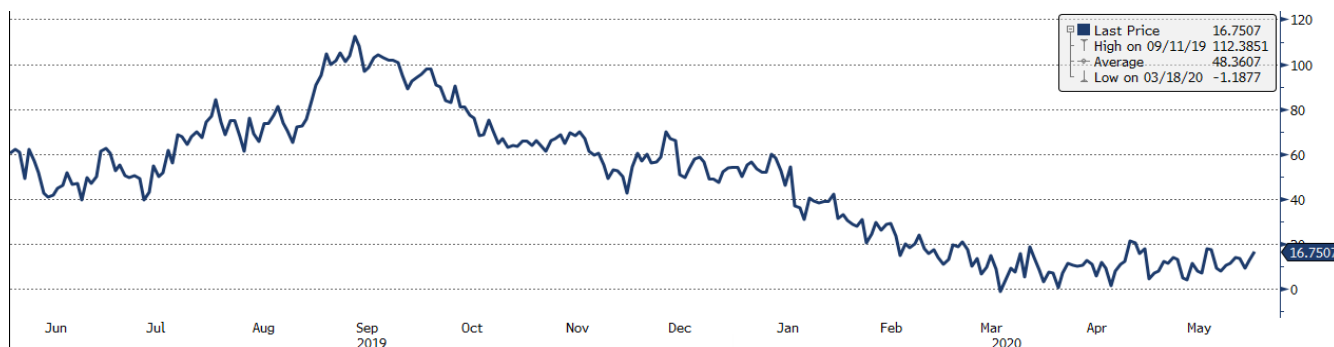
ASX BARLEY AGGREGATE OPEN INTEREST (Monthly)



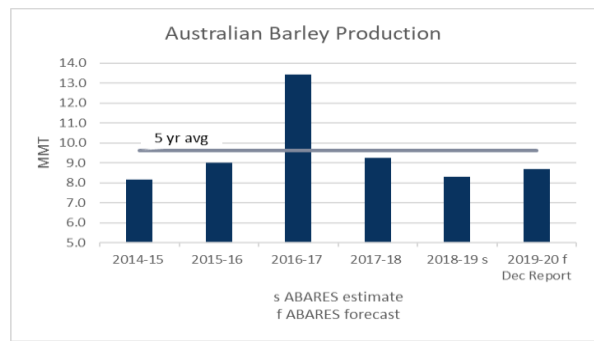
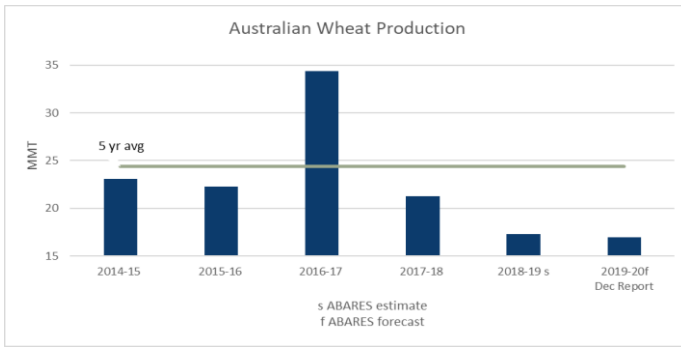
ASX GRAIN SPREAD

Historically global grain markets are closely correlated, recently ASX Wheat prices have risen whilst other markets remained level.

ASX JAN WHEAT minus CBOT DEC WHEAT (AUD/MT)





Source:Bloomberg



Source: ABARES 2015, Australian crop report, Australian Bureau of Agricultural and Resource Economics and Services, Canberra, December, CC by 3.0 licensed under a Creative Commons Attribution 3.0 Australia License available from <http://creativecommons.org/licenses/by/3.0/au/legalcode>

Further Information

Email grainfutures@asx.com.au
 Visit asx.com.au/grainfutures
 Live Market Prices asxgrains.com.au

 Follow us @ASX
 Follow us on LinkedIn

This document provides general information only and may be subject to change at any time without notice. ASX Pty Limited ABN 42 004 523 782. All rights reserved 2020. Operations Pty Limited (ABN 42 004 523 782) and its related bodies corporate ('ASX') make no representation or warranty with respect to the accuracy, reliability or completeness of this information. To the extent permitted by law, ASX and its employees, officers and contractors shall not be liable for any loss or damage arising in any way, including by way of negligence, from or in connection with any information provided or omitted, or from anyone acting or refraining to act in reliance on this information. The trademarks listed below are trademarks of ASX. Where a mark is indicated as a registered mark it is registered in Australia and may also be registered in other countries. Nothing contained in this document should be construed as being any license or right of use of any trade mark contained within the document. ASX Trade24®. © Copyright 2020